Volvo Penta 2003
Parts List

Contents

Engine and installation components 1
Cylinder head (freshwater-cooled engine) 3
Cylinder Block with cylinder liners 5
Flywheel casing 7
Crankshaft and related parts 9
Camshaft and valve mechanism 11
Timing gear casing and gears 13
Lubricating system 15
Engine suspension 17
Cooling system induct. and exaust manifold (freshwater-cooled engine) 19
Sea water pump with install comps. (freshwater-cooled engine) 21
Sea water pump 23
Expansion tank (bulk head mounted) 25
Circulation pump 27
Heat exchanger 29
Fuel system 31
Fuel injection pump 34
Fuel injector 36
Fuel Pump 38
Fuel filter 40
Regulation system 42
Electrical system and instruments 44
Alternator with installation components 48
Alternator 50
Starter motor (1-pole) 52
Instrument panel 12V 54
Connecting components reverse gear MS2B-R, MS2B-L 56
Reverse gear MS2B-R 58
Fresh-water cooling and hot water outlet 62

Sida Page	Grupp Group			Illustration
40	2a	Motor med monteringsdetaljer 2003	Engine and installation components	10397 1993–04

Pos Fig	Antal/Quantity 867 818	867 819	867 820	868 005	Artikel nr Part No	Benämning	Description	Sats Kit	B P S R	Anmärkning Notes
1	1	1	1	–		Cylinderlock	Cylinder head			SE SIDA 104, 2-E09
	–	–	–	1		Cylinderlock	Cylinder head			SE SIDA 112, 2-E17
2	1	1	1	1		Cylinderblock	Cylinder block			SE SIDA 144, 2-G01
2a	1	1	1	1		Svänghjulskåpa	Flywheel casing			SE SIDA 154, 2-G11
3	1	1	1	1		Vevrörelse	Crankshaft and related parts			SE SIDA 180, 2-H13
4	1	1	1	1		Kamaxel och ventilmekanism	Camshaft and valve mechanism			SE SIDA 218, 2-J03
5	1	1	1	1		Transmissionskåpa och transmissionsdrev	Timing gear casing and gears			SE SIDA 232, 2-J17
6	1	1	1	1		Smörjsystem	Lubricating system			SE SIDA 244, 2-K05
7	1	1	1	1		Motorupphängning	Engine suspension			SE SIDA 258, 2-K19
8	1	1	1	1		Lyftögla	Lift iron			SE GRUPP 2B
9	1	1	1	1		Lyftögla	Lift iron			SE GRUPP 2B
10	1	1	1	1		Startvev	Starting crank			SE GRUPP 9

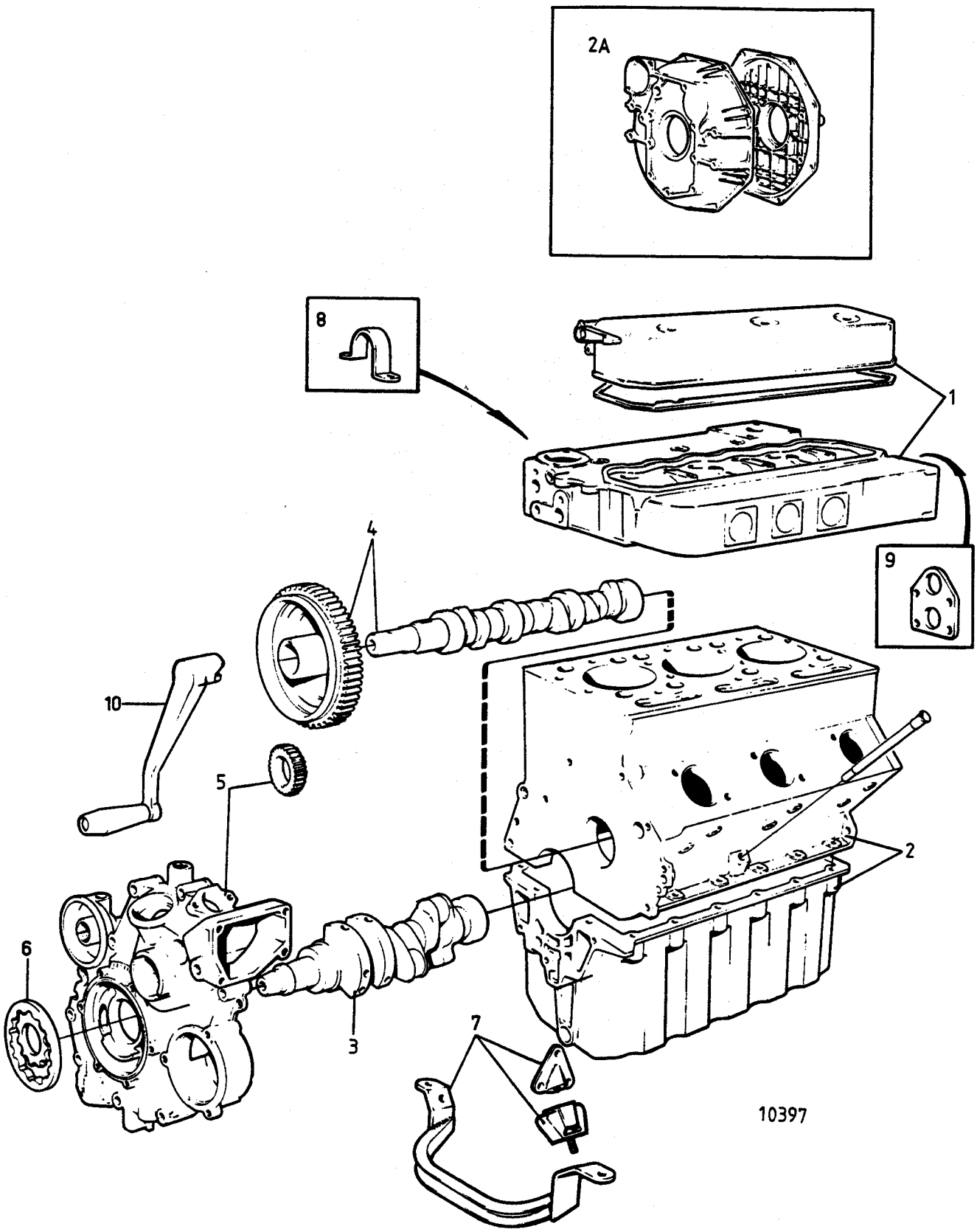
2A
8
1
9
4
10
5
2
6
3
7
10397

Sida Page	Grupp Group		Illustration
112	2a	Cylinderlock / Färskvattenkyld motor 2003 — Cylinder head / Freshwater–cooled engine	434 10286 1993–04

Pos Fig	Antal/Quantity				Artikel nr Part No	Benämning	Description	Sats Kit	B P S R	Anmärkning Notes	
1	1	–	–	–	840336-2	Cylinderlock	Cylinder head		8	712,992)SN–16044	001
	1	–	–	–	858495-5	Cylinderlock	Cylinder head		8	992)	002
										SN16045–SN2300046774,	002
										ERS AV 860082	003
2	6	–	–	–	840281-0	•Ventilstyrning	•Valve guide				004
3	3	–	–	–	838061-0	•Hylsa	•Sleeve				006
4	3	–	–	–	945221-0	•O–ring	•O–ring				008
5	7	–	–	–	477024-4	•Expansionsplugg	•Expansion plug			(192211)	010
6	1	–	–	–	840460-0	•Fördelningsrör	•Pipe				012
7	1	–	–	–	418445-3	•Tätningsring	•Seal ring				
7a	2	–	–	–	966147-1	•Propp	•Plug				
7b	2	–	–	–	947630-0	•Packning	•Gasket				
8	1	–	–	–	859093-7	Packning	Gasket			(840405)	016
9	14	–	–	–	970888-4	Skruv	Screw			(963255)	018
10	14	–	–	–	840210-9	Bricka	Washer				020
11	1	–	–	–	840339-6	Ventilkåpa	Valve cover			ERS AV 861063	
12	1	–	–	–	859044-0	Packning	Gasket			(840461)	
13	3	–	–	–	940142-3	Skruv	Screw				
14	3	–	–	–	840441-0	Distanshylsa	Spacer sleeve				028
15	3	–	–	–	840442-8	Bricka	Washer				030
16	3	–	–	–	840900-5	Bricka	Washer				032
17	2	–	–	–	955269-6	Skruv	Screw				034
18	2	–	–	–	840740-5	Rörklamma	Clamp				036
19	3	–	–	–	924066-4	Pinnbult	Stud			SE GRUPP 2C	038
20	1	–	–	–	840590-4	Hävarm	Lever				040
21	1	–	–	–	940102-7	Skruv	Screw				042
22	1	–	–	–	960138-6	Bricka	Washer				044
23	1	–	–	–	840739-7	Kylvattenrör	Cooling water pipe			590)	046
24	1	–	–	–	418411-5	Tätningsring	Seal ring				048
25	1	–	–	–	833927-7	Temperaturvakt	Thermoswitch control				050
	1	–	–	–	840345-3	Tempgivare/vakt	Temp sensor/contact			713)DE LUXE	052
26	1	–	–	–	947624-3	Packning	Gasket				054
27	1	–	–	–	840737-1	Kylvattenrör	Cooling water pipe			591)	056
28	1	–	–	–	418445-3	Tätningsring	Seal ring				058

590. Cylinderlock–Cirkulationspump. By pass. Cylinder head–Circulation pump. By pass.
591. Cirkulationspump–Cylinderlock Circulation pump–Cylinder head
712. Ersatt av cylinderlock 858495. Temperaturvakt flyttas från sidan till framkant av cylinderlock. Replaced by cylinder head 858495. Thermoswitch control to be moved from the side to the front of the cylinder head
713. Produktnr. 868013,868103. Product No 868013,868103.
992. Finns även som bytesenhet bestående av cylinderlock, insugnings–och avgasventiler, ventilfjädrar, brickor och lås
Also available as an exchange part consisting of cylinder head, intake and exhaust valves, valve springs, washers and locks.

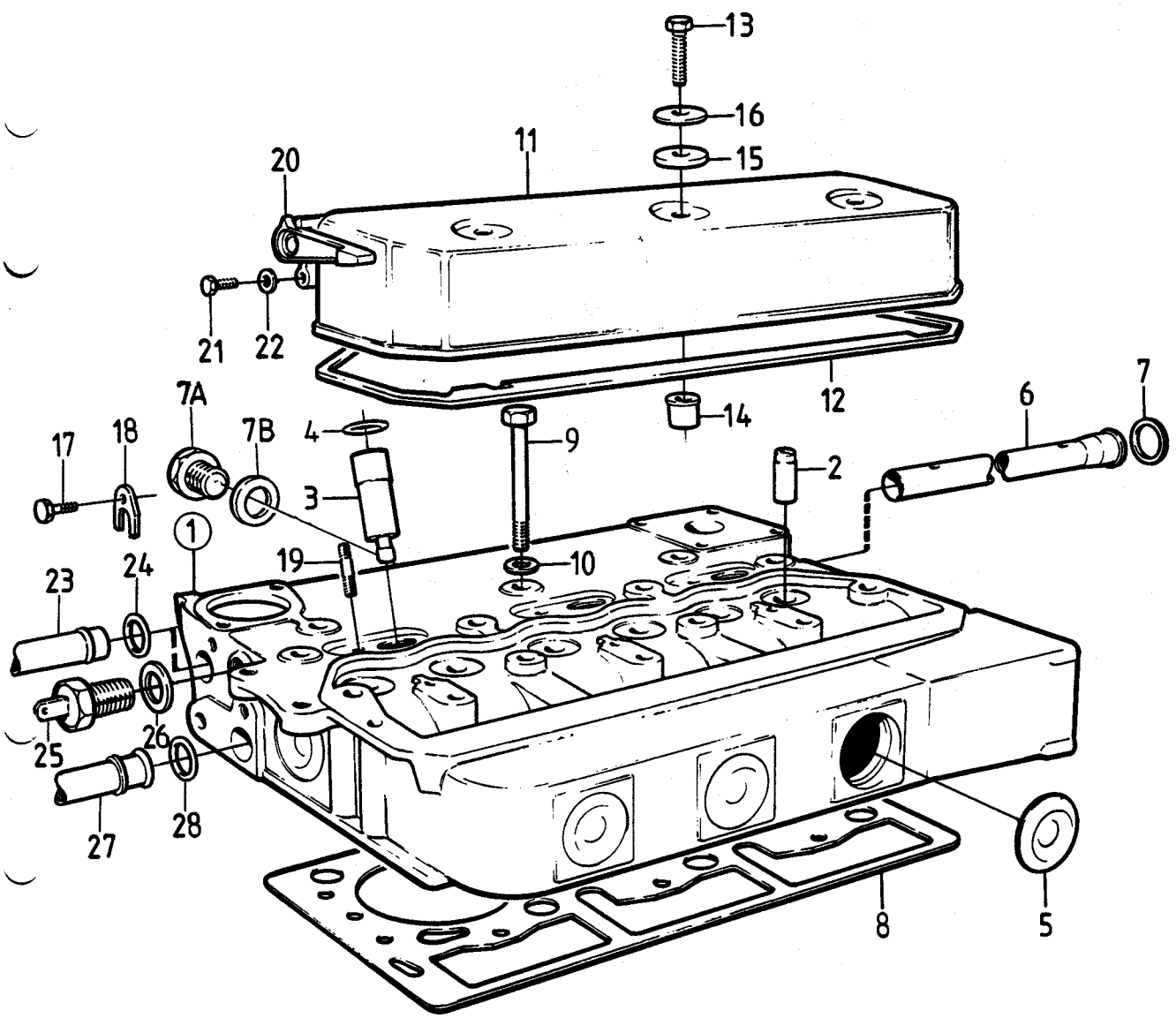
13
16
15
11
20
21
22
12
14
7A
7B
4
9
6
7
17
18
3
2
1
19
10
23
24
25
26
27
28
8
5

10286

Sida Page	Grupp Group	Svänghjulskåpa / Flywheel casing	Illustration
154	2a	2001,2001B,2002,2002B,2002D,2003,2003B,2003D,2003T,2003TB	10643 1993–04

Pos Fig	Antal/Quantity				Artikel nr Part No	Benämning	Description	Sats Kit	B P S R	Anmärkning Notes
1	1	–	–	–	858196-9	Svänghjulskåpa	Flywheel casing			
2	1	–	–	–	840919-5	Tätningsring	Sealing ring	S		
3	9	–	–	–	955297-7	Skruv	Screw			
4	9	–	–	–	941907-8	Fjädrande bricka	Resilient washer			
5	8	–	–	–	924061-5	Pinnskruv	Stud			732)
	6	–	–	–	924061-5	Pinnskruv	Stud			733)
6	8	–	–	–	941907-8	Fjädrande bricka	Resilient washer			
7	8	–	–	–	955782-8	Mutter	Nut			732)
	6	–	–	–	955782-8	Mutter	Nut			733)
8	1	–	–	–	840714-0	Lock	Cover			732)
	1	–	–	–	858796-6	Lock	Cover		8	733)

732. För MS2B, MS2V samt S–drev. For MS2B, MS2V and S–drive.
733. För PRM–backslag. For PRM–reverse gear.

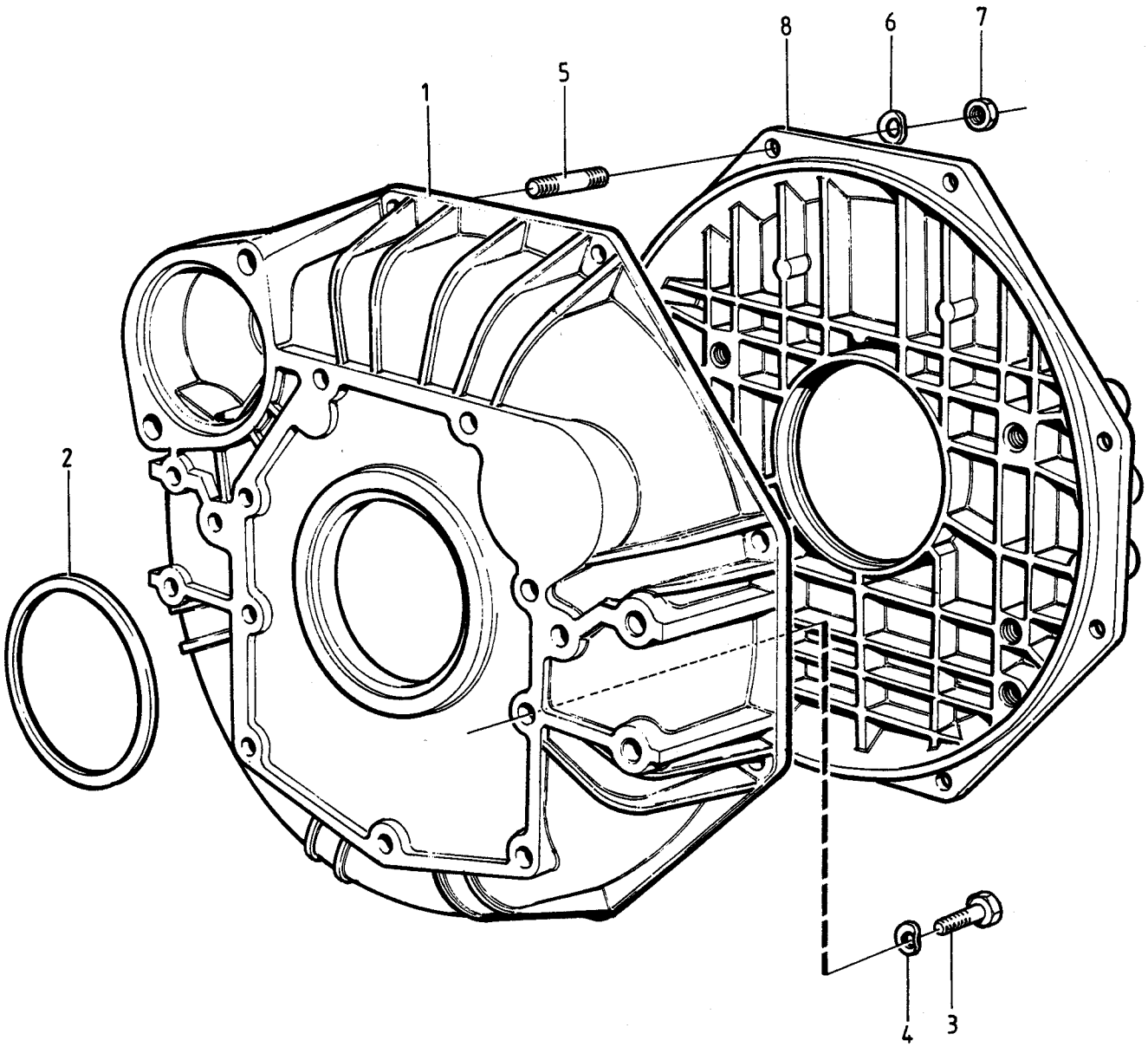

10643

VOLVO PENTA

Sida Page	Grupp Group	Vevrörelse	Crankshaft and related parts	Illustration 9721 1993–04
180	2a	2003		

Pos Fig	Antal/Quantity				Artikel nr Part No	Benämning	Description	Sats Kit	B P S R	Anmärkning Notes
1	1	–	–	–	876252-8	Vevaxel	Crankshaft			(840561)(840942)
2	2	–	–	–	910118-9	•Kil	•Key			
3	3	–	–	–	860073-6	Vevstake	Connecting rod			(840706)
4	3	–	–	–	840703-3	•Bussning	•Bushing			
5	6	–	–	–	840704-1	•Skruv	•Screw			
6	6	–	–	–	840705-8	•Mutter	•Nut			
7	3	–	–	–	875747-8	Vevstakslagersats	Big–end bearing kit			STD D
	3	–	–	–	875748-6	Vevstakslagersats	Big–end bearing kit			0,25MM UD
	3	–	–	–	875749-4	Vevstakslagersats	Big–end bearing kit			0,50MM UD
8	3	–	–	–	876111-6	Kolvsats	Piston kit			STD D(876009)
	3	–	–	–	876112-4	Kolvsats	Piston kit			0,25MM ÖD(876010)
	3	–	–	–	876113-2	Kolvsats	Piston kit			0,50MM ÖD(876011)
9	3	–	–	–	876114-0	•Kolvringssats	•Piston ring kit			STD D (876012)
	3	–	–	–	876115-7	•Kolvringssats	•Piston ring kit			0,25MM ÖD (876013)
	3	–	–	–	876116-5	•Kolvringssats	•Piston ring kit			0,50MM ÖD (876014)
10	3	–	–	–	840422-0	•Kolvbult	•Gudgeon pin			
11	6	–	–	–	951086-8	•Låsring	•Circlip			
12	1	–	–	–	840321-4	Svänghjul	Flywheel			
13	1	–	–	–	1326333-0	•Kuggkrans	•Ring gear			
14	8	–	–	–	970878-5	Skruv	Screw			L=40MM(963245)
15	1	–	–	–	840592-0	Medbringare	Carrier			
16	1	–	–	–	875751-0	Ramlagersats	Main bearing kit			STD D
	1	–	–	–	875753-6	Ramlagersats	Main bearing kit			0,25MM UD
	1	–	–	–	875755-1	Ramlagersats	Main bearing kit			0,50MM UD
17	1	–	–	–	840668-8	Remskiva	Pulley			
18	1	–	–	–	190763-3	Bricka	Washer			
19	1	–	–	–	970948-6	Skruv	Screw			(955318)
20	1	–	–	–	840350-3	Kugghjul	Gear			
21	1	–	–	–	840777-7	Remskiva, extra	Pulley, extra			
22	4	–	–	–	955297-7	•Skruv	•Screw			

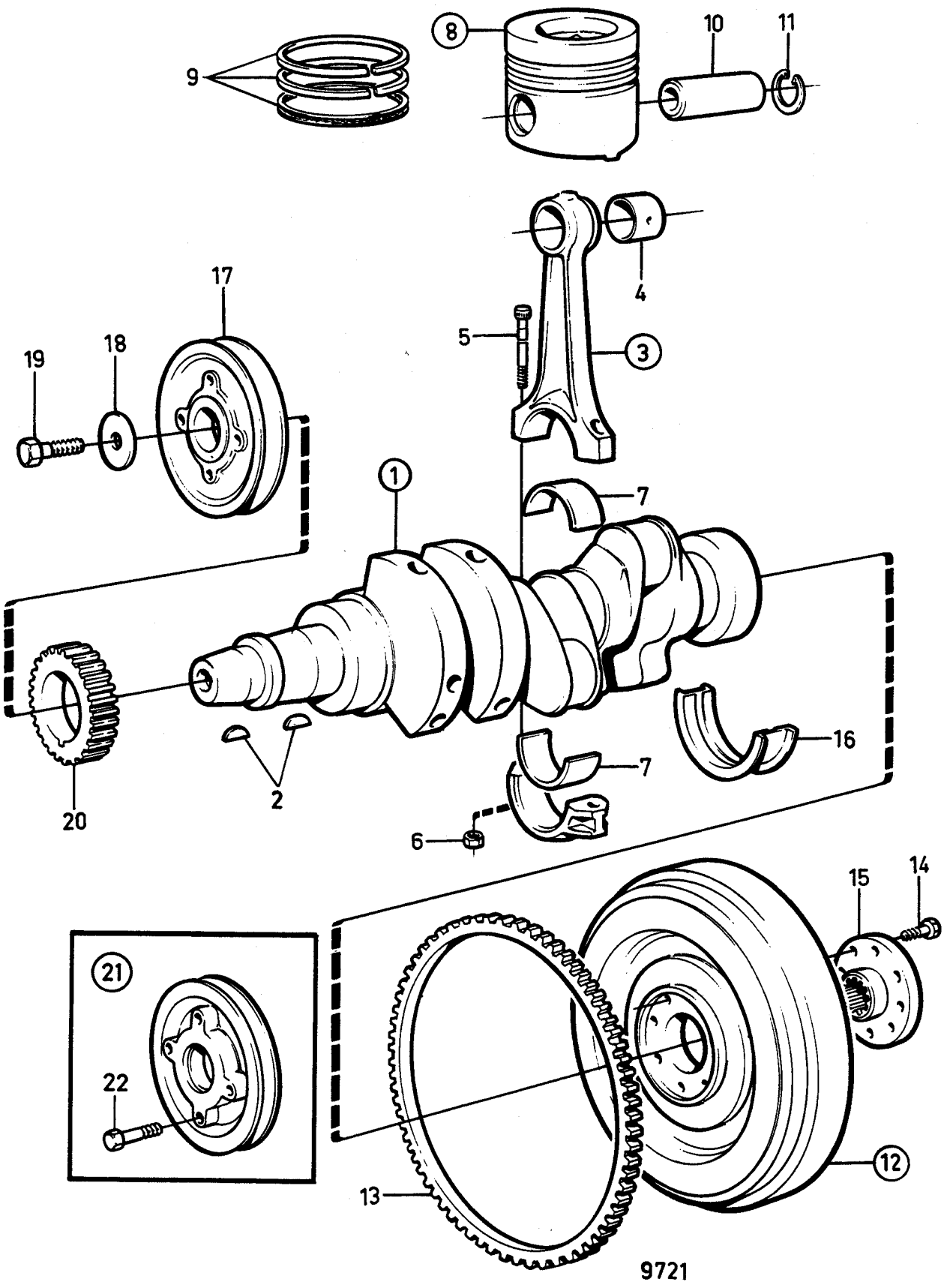
9
8
10
11
4
5
3
17
19
18
1
7
16
2
20
6
15
14
21
22
12
13
9721

Sida Page 218 | Grupp Group 2a | Kamaxel och ventilmekanism — Camshaft and valve mechanism | 2003,2003T,2003SOLAS | Illustration 8970 1993–04 | 72

Pos Fig	Antal/Quantity 2003	2003 T	2003 SOL AS		Artikel nr Part No	Benämning	Description	Sats Kit	B P S R	Anmärkning Notes	
1	1	1	1	–	840340-4	Kamaxel	Camshaft		8	SN–2300033047	00
	1	1	1	–	859384-0	Kamaxel	Camshaft			SN2300033048–	00
2	1	1	1	–	858269-4	Kugghjul	Gear				00
3	1	1	1	–	910118-9	Kil	Key				00
4	4	4	4	–	463360-8	Bussning	Bushing				00
5	3	–	3	–	860074-4	Ventil, insug	Valve, intake			(840406)	01
	–	3	–	–	860555-2	Ventil,insug	Valve,intake			(858099)	01
	3	3	3	–	860075-1	Ventil, avgas	Valve, exhaust			(840407)	01
5a	–	3	–	–	858461-7	Ventilsäte	Valve seat				01
6	6	6	6	–	838081-8	Ventilfjäder	Valve spring				
7	6	6	6	–	840281-0	Ventilstyrning	Valve guide				
8	6	6	6	–	859610-8	Ventilfjäderbricka	Valve spring washer			(403314)	
9	12	12	12	–	403315-5	Lås	Lock				02
10	6	6	6	–	859171-1	Ventiltätning	Valve seal				02
11	3	3	3	–	418298-6	Vipparm, insug	Rocker arm, intake				02
	3	3	3	–	418301-8	Vipparm, avgas	Rocker arm, exhaust				
11a	6	6	6	–	418286-1	•Kulbult	•Ball stud			260)	
11b	6	6	6	–	921781-1	•Mutter	•Nut			260)	
11c	6	6	6	–	418297-8	•Bussning	•Bushing			260)	03
12	1	1	1	–	840464-2	Axel	Shaft				03
13	1	1	1	–	840444-4	•Hylsa	•Sleeve				04
14	1	1	1	–	955083-1	•Hattplugg	•Plug				04
15	3	3	3	–	840330-5	Lagerbock	Bearing bracket				04
16	3	3	3	–	955301-7	Skruv	Screw				04
17	2	2	2	–	418426-3	Fjäder	Spring				04
18	2	2	2	–	400722-5	Bricka	Washer				05
19	2	2	2	–	840686-0	Fjäderbricka	Spring washer				05
20	2	2	2	–	914456-9	Låsring	Circlip				05
21	1	1	1	–	840427-9	Rör	Pipe				05
22	2	2	2	–	969198-1	O–ring	O–ring	S			05
23	1	1	1	–	860747-5	Axel	Shaft				06
24	1	1	1	–	951945-5	Pinne	Pin				06
25	2	2	2	–	914446-0	Låsring	Circlip				06
26	1	1	1	–	840590-4	Hävarm	Lever				06
27	1	1	1	–	955976-6	O–ring	O–ring	S			06
28	1	1	1	–	940102-7	Skruv	Screw				
29	1	1	1	–	960138-6	Bricka	Washer				
30	6	6	6	–	840409-7	Ventillyftare	Valve lifter				
31	6	6	6	–	840408-9	Tryckstång	Push rod				07

260. Ingår i vipparm 418301 och 418298. Included in rocker arms 418301 and 418298.

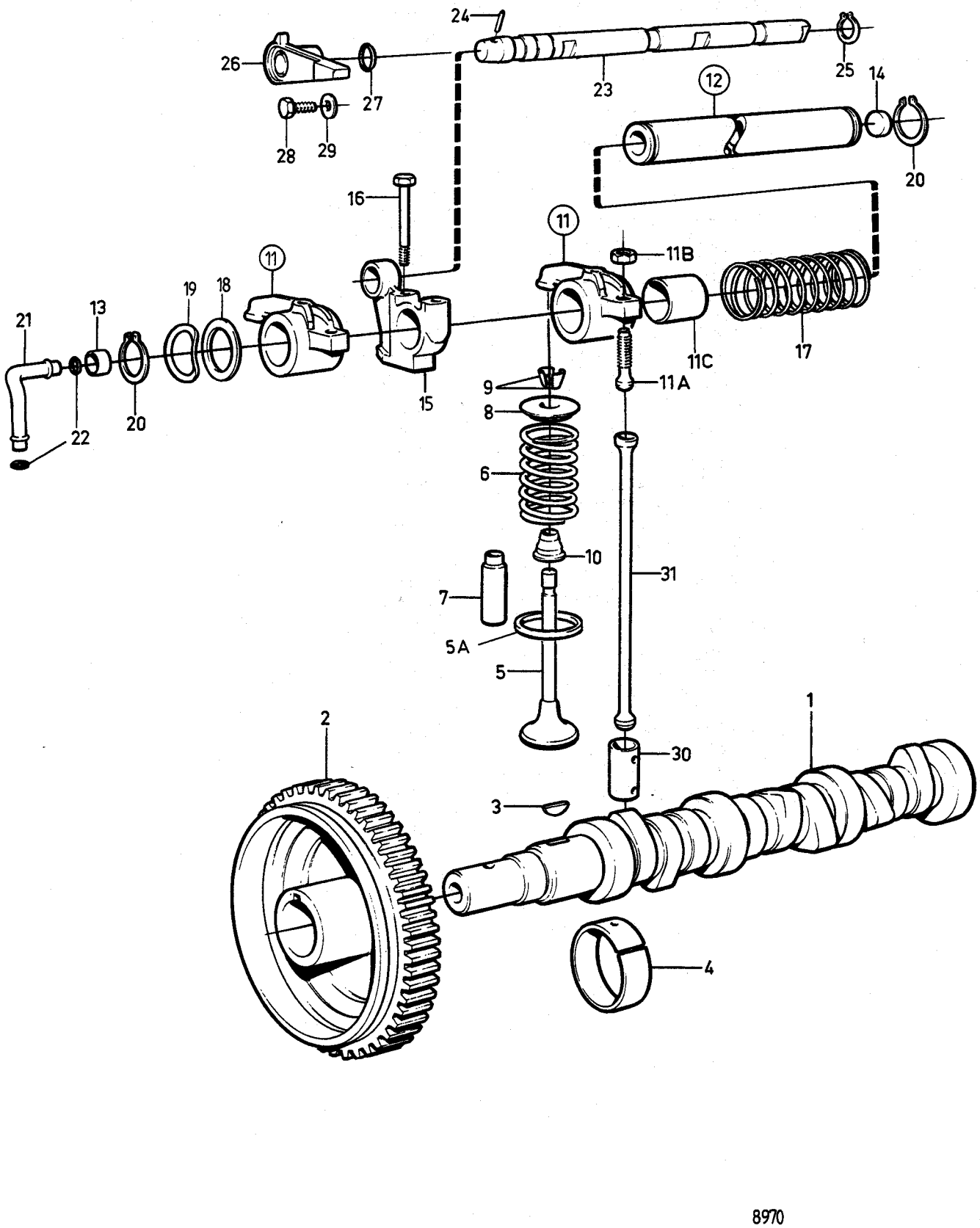
24
26
27
28
29
23
25
12
14
20
16
11
11B
19
18
13
21
11C
17
15
9
11A
8
22
20
6
10
31
7
5A
5
2
1
30
3
4
8970

Sida Page	Grupp Group		Illustration
232	2a	Transmissionskåpa och transmissionsdrev / Timing gear casing and gears 2003,2003T,2003SOLAS	8783 1993–04

Pos Fig	Antal/Quantity 2003	2003 T	2003 SOL AS		Artikel nr Part No	Benämning	Description	Sats Kit	B P S R	Anmärkning Notes
1	1	1	1	–	840920-3	Transmissionskåpa	Timing gear casing		8	SN–2300046355
	–	–	–	–						ERS AV 860199
2	1	1	1	–	946779-6	•Hattplugg	•Plug			
3	1	1	1	–	960632-8	•Propp	•Plug			
4	1	1	1	–	957181-1	•Packning	•Gasket	S		
5	1	1	1	–	840274-5	Nippel	Nipple			
6	1	1	1	–	840446-9	Tätningsring	Seal ring	S		
7	1	1	1	–	859048-1	Packning	Gasket	S		
8	8	5	8	–	955301-7	Skruv	Screw			L=55MM
	–	3	–	–	955305-8	Skruv	Screw			L=75MM
	5	–	–	–	955301-7	Skruv	Screw			696)L=55MM
	3	–	–	–	955305-8	Skruv	Screw			696)L=75MM
9	8	8	8	–	941907-8	Fjädrande bricka	Resilient washer			
10	1	1	1	–	943177-6	O–ring	O–ring	S		
11	1	1	1	–	840350-3	Kugghjul	Gear			598)
12	1	1	1	–	910118-9	Kil	Key			
13	1	1	1	–	858269-4	Kugghjul	Gear			597)
14	1	1	1	–	910118-9	Kil	Key			
15	1	1	1	–	951979-4	Rörpinne	Pin			262)SN–2300033047
15a	1	1	1	–	968782-3	Rörpinne	Pin			262)SN–2300033047
15b	1	1	1	–	859110-9	Plugg	Plug			611)
15c	1	–	–	–	859385-7	Pinne	Pin			262,614,615)
	–	–	–	–						SN2300033048–
	–	–	1	–	859385-7	Pinne	Pin			262,614)SN2300033048–
15d	1	–	1	–	859386-5	Stoppskruv	Stop screw			FÖR/FOR 859385
	–	–	–	–						SN2300033048–
16	1	1	1	–	840552-4	Kugghjul	Gear			
17	1	1	1	–	840553-2	Kugghjul	Gear			
18	1	1	1	–	858526-7	Kugghjul,sjövattenpump	Gear,sea water pump			SE GRUPP 2B

262. För startvev. For starting crank.
597. Kamaxeldrev Camshaft gear
598. Vevaxeldrev Crankshaft gear
611. För motorer utan startvev. For engines without starting crank.
614. För kamaxel 859384 tillsammans med stoppskruv 859386 For cam shaft 859384 together with stop screw 859386
615. Produktnr.868007,868029 Product No.868007,868029
696. För motorer med cirkulationspump. For engines with circulation pump.

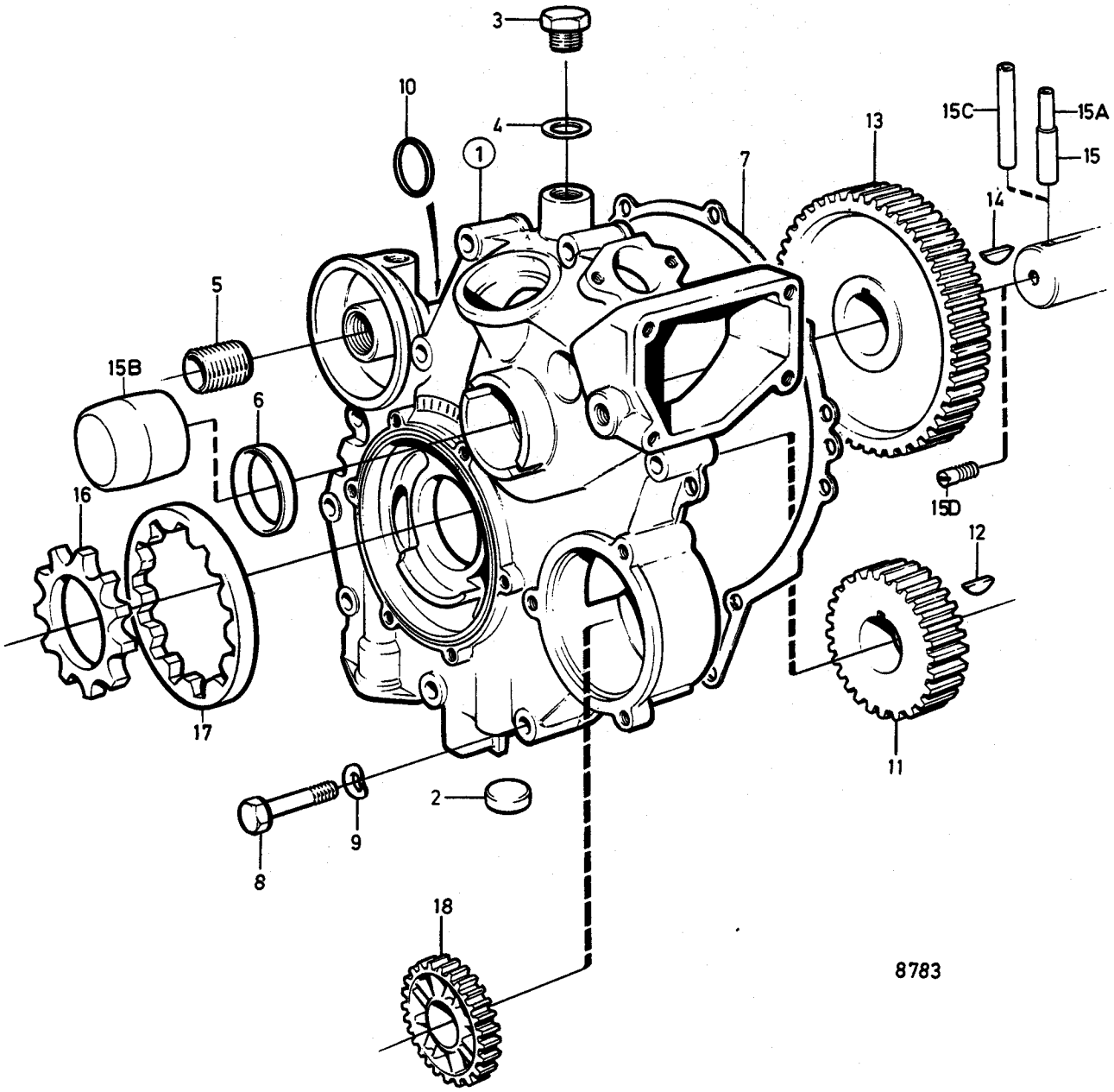
3
10
4
1
7
13
15C
15A
15
14
5
15B
6
16
15D
12
17
11
2
9
8
18
8783

Sida Page	Grupp Group	Smörjsystem Lubricating system	Illustration	87(
244	2a	2003,2003B,D,2003AG,BG,2003SOLAS,2003B–SOLAS,2003T,2003TB,2003TB–SOLAS	6974 1993–04	

Pos Fig	Antal/Quantity				Artikel nr Part No	Benämning	Description	Sats Kit	B P S R	Anmärkning Notes	
1	1	–	–	–	834337-8	Filter	Filter				00
2	1	–	–	–	840274-5	Nippel	Nipple				00
3	1	–	–	–	840559-9	Lock	Cover				00
4	1	–	–	–	925065-5	O–ring	O–ring	S			00
5	1	–	–	–	840552-4	Kugghjul, inre	Gear, inner				01
6	1	–	–	–	840553-2	Kugghjul, yttre	Gear, outer				01
7	1	–	–	–	840498-0	Lock	Cover				01
8	1	–	–	–	6842273-2	Tätningsring	Seal ring	S		(1306333)	01
9	1	–	–	–	967591-9	O–ring	O–ring	S			01
10	6	–	–	–	955272-0	Skruv	Screw				
11	6	–	–	–	949607-6	Bricka	Washer				
12	1	–	–	–	1542265-2	Säte	Seat				
13	1	–	–	–	1542266-0	Hylsa	Sleeve				02
14	1	–	–	–	471085-1	Ventil	Valve				02
15	1	–	–	–	840792-6	Fjäder	Spring				03
16	1	–	–	–	1542267-8	Lock	Cover				
17	1	–	–	–	925065-5	Tätning	Seal	S			
18	2	–	–	–	955269-6	Skruv	Screw				
19	1	–	–	–	840846-0	Rör	Pipe				03
20	1	–	–	–	840318-0	Oljemätsticka	Oil dipstick			STD	04
	1	–	–	–	860150-2	Oljemätsticka	Oil dipstick			654)2003,2003B,	04
	–	–	–	–						2003T,2003TB	04
21	1	–	–	–	949187-9	.O–ring	.O–ring				04
22	1	–	–	–		Oljesump	Oil sump		8	261)	05
23	1	–	–	–	840588-8	Sil	Strainer			261)	06

261. Ingår i motorblock. Included in engine block.
654. För motorer med backslag MS2B–L med en lutningsvinkel mellan 10 till 15° under drift For engines with reverse gear MS2B–L,installation angle 10 to 15° when operating

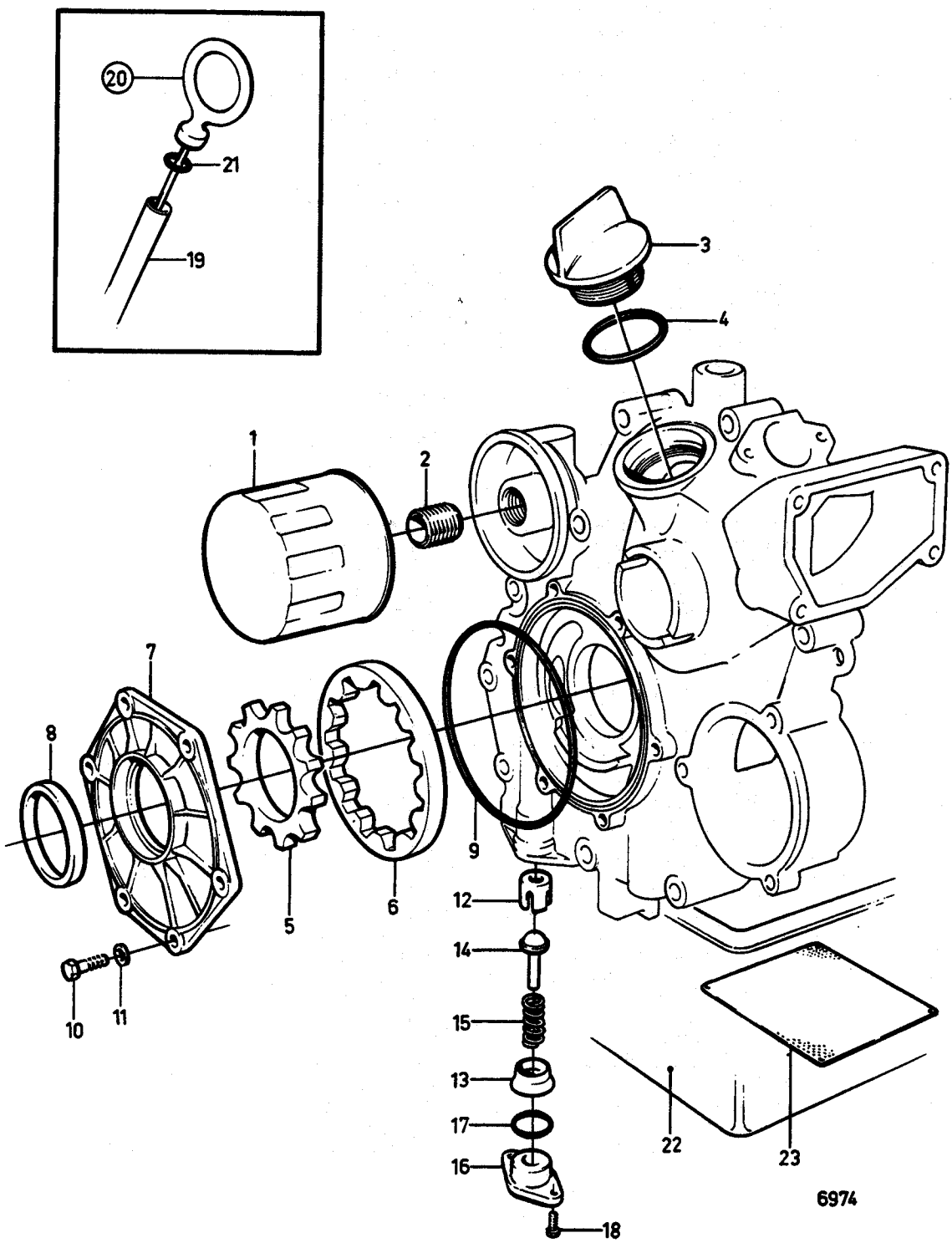
20
21
19
3
4
1
2
7
8
9
5
6
12
14
15
13
17
16
18
10
11
22
23
6974

Sida Page	Grupp Group	Motorupphängning / Engine suspension	Illustration
254	2a	PRM (svänghjulskåpa 858363) / PRM (fly wheel casing 858363) 2002,2003	8781 1993–04

Pos Fig	Antal/Quantity				Artikel nr Part No	Benämning	Description	Sats Kit	BPSR	Anmärkning Notes
1	4	–	–	–	858452-6	Gummikudde	Rubber block			
2	4	–	–	–	838264-0	•Justerbult	•Bolt			
3	4	–	–	–	945808-4	•Skruv	•Screw		8	M10X25 MM
4	4	–	–	–	960148-5	•Bricka	•Washer			
5	4	–	–	–	858423-7	•Fästplatta	•Attachement plate		8	
6	4	–	–	–	858455-9	•Gummielement	•Rubber element		8	
7	2	–	–	–	858379-1	Motorkonsol	Engine bracket			
8	6	–	–	–	970947-8	Skruv	Screw			(955317)
9	6	–	–	–	946817-4	Skruv	Screw			
10	16	–	–	–	829893-7	Låsbricka	Washer			
11	8	–	–	–	955806-5	Mutter	Nut			
12	1	–	–	–	858776-8	Motorkonsol	Engine bracket			SB
	1	–	–	–	858775-0	Motorkonsol	Engine bracket			BB

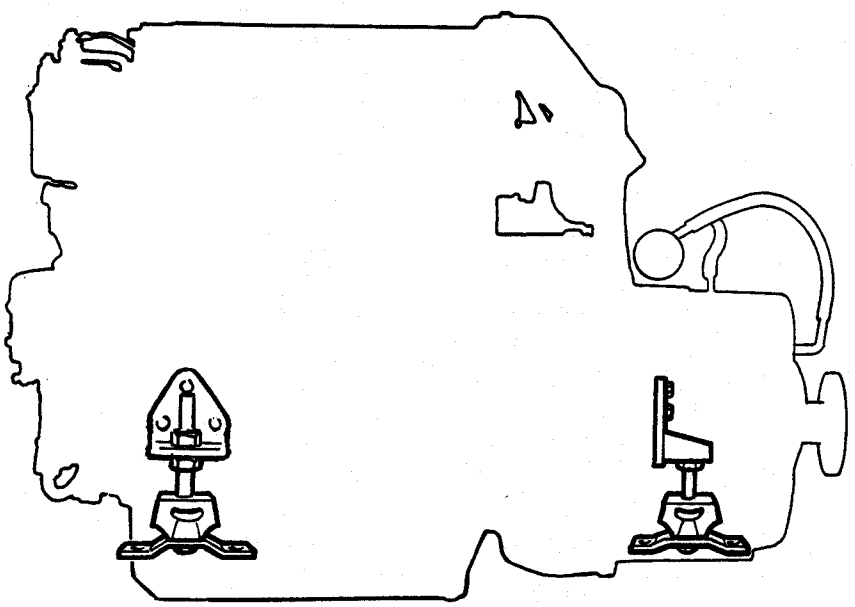

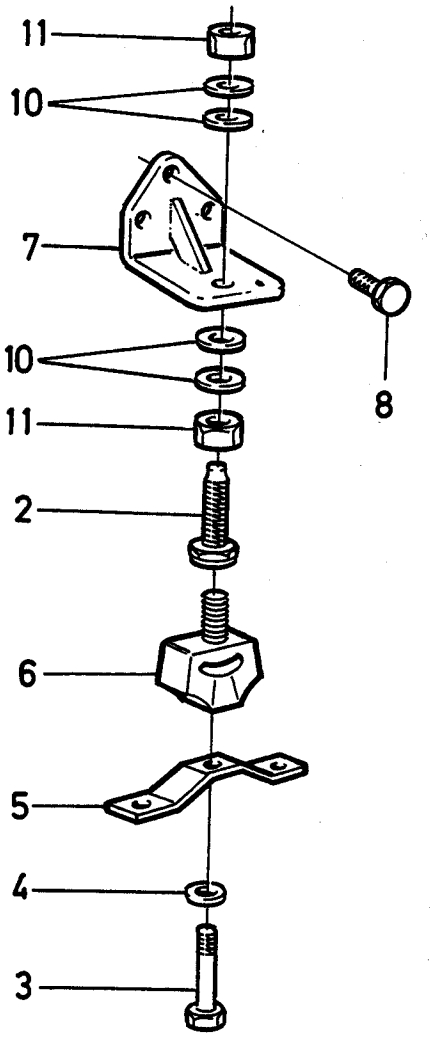

(1)

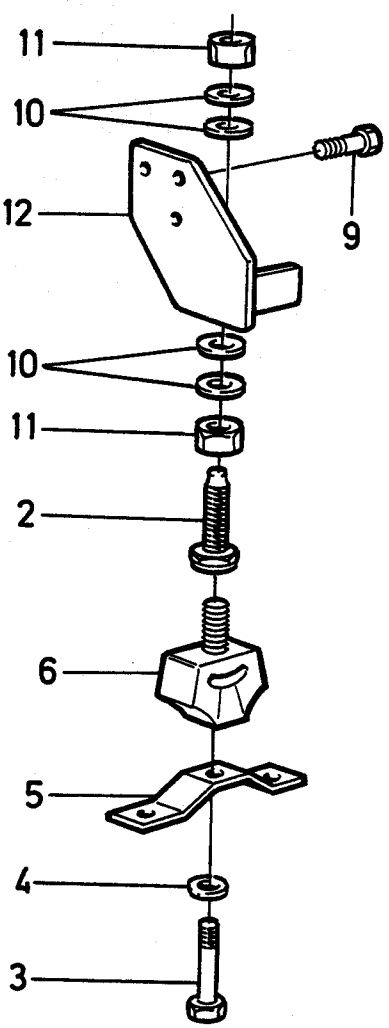

8781

Sida Page	Grupp Group		Illustration
20	2b	Kylsystem,insugnings–och avgasrör / Färskvattenkyld motor 2003,2003AG — Cooling system,induct. and exhaust manifold. Freshwater–cooled engine	10542 1993–04

Pos Fig	Antal/Quantity 555)				Artikel nr Part No	Benämning	Description	Sats Kit	B P S R	Anmärkning Notes
1	1	–	–	–		Luftfilter med monteringsdetaljer	Air filter with installation comps			SE SIDA 38, 3-B15
2	1	–	–	–		Avgaskrök med monteringsdetaljer	Exhaust bend with installation comps			SE SIDA 38, 3-B15
3	1	–	–	–		Termostathus med monteringsdetaljer	Thermostat housing with installation comps			SE SIDA 38, 3-B15
4	1	–	–	–		Sjövattenpump med monteringsdetaljer	Sea water pump with installation comps			SE SIDA 52, 3-C05
5	1	–	–	–		Expansionstank med monteringsdetaljer	Expansion tank with installation comps			SE SIDA 64, 3-C17
6	1	–	–	–		Cirkulationspump med monteringsdetaljer	Circulation pump with installation comps			SE SIDA 72, 3-D01
7	1	–	–	–		Värmeväxlare med monteringsdetaljer	Heat exchanger with installation comps			SE SIDA 76, 3-D05

555. Produktnr. 868005,868013,868102,868103,868221,868222, 868228. Product No. 868005,868013,868102,868103,868221,868222, 868228.

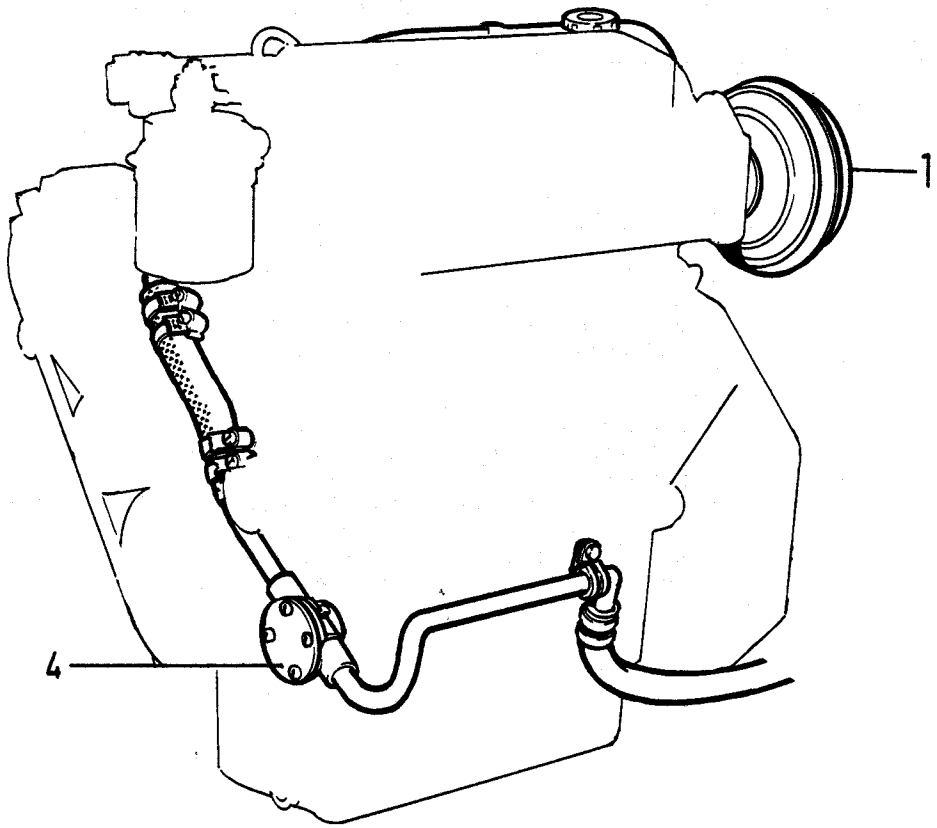

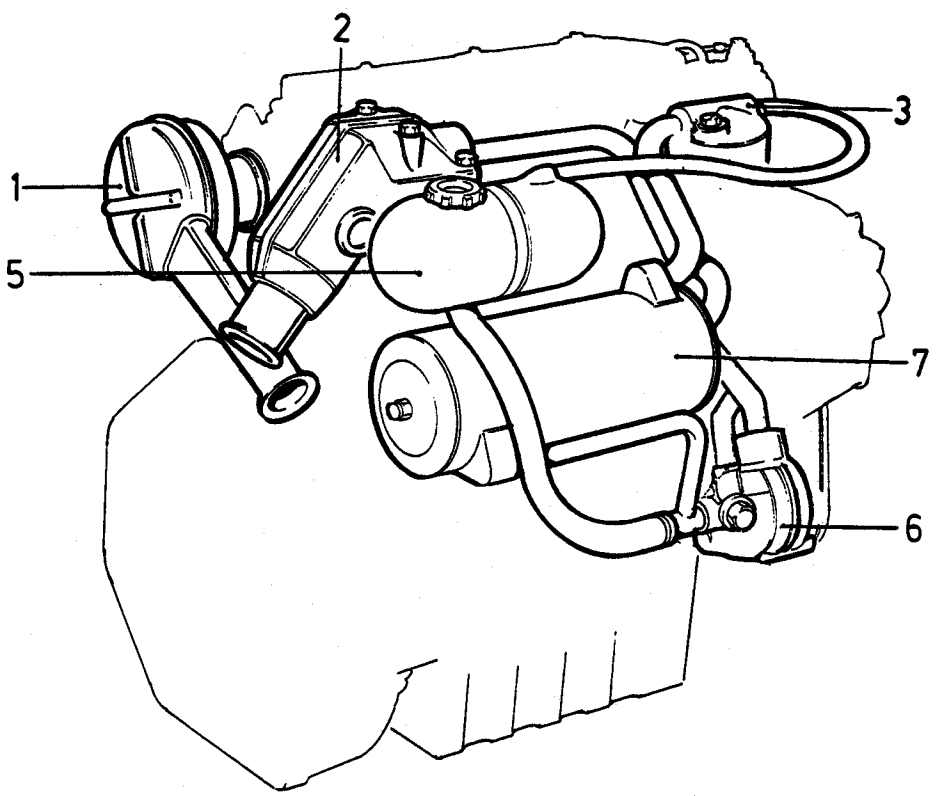

10542

Sida Page	Grupp Group	Sjövattenpump med anslutningsdet. Sea water pump with install. comps.	Illustration
		Färskvattenkyld motor Freshwater–cooled engine	11017
52	2b	2002,2002B,2002AG,2002BG,2003,2003B,2003AG,2003BG	1993–04

Pos Fig	Antal/Quantity				Artikel nr Part No	Benämning	Description	Sats Kit	B P S R	Anmärkning Notes
1	1	–	–	–	840557-3	Sjövattenpump	Sea water pump			
	–	–	–	–		•Det se sida 60, 3-C13	•Comp page 60, 3-C13			
2	1	–	–	–	925093-7	O–ring	O–ring			
3	1	–	–	–	858526-7	Kugghjul	Gear			SE GRUPP 2A
4	1	–	–	–	914446-0	Låsring	Circlip			
5	1	–	–	–	829714-5	Tätning	Seal			
6	1	–	–	–	955894-1	Bricka	Washer			
7	1	–	–	–	955295-1	Skruv	Screw			L=20MM
	1	–	–	–	955303-3	Skruv	Screw			L=65MM
8	1	–	–	–	829714-5	Tätning	Seal			
9	1	–	–	–	840749-6	Rör	Pipe			386)SE GRUPP 4A
10	1	–	–	–	840721-5	Kylvattenrör	Cooling water pipe			
11	1	–	–	–	955303-3	Skruv	Screw			L=65MM
12	4	–	–	–	961665-7	Slangklamma	Hose clamp			
13	ERF	–	–	–	952969-4	Gummislang	Rubber hose			L=75MM
14	1	–	–	–	840724-9	Kylvattenrör	Cooling water pipe			SE SIDA 76, 3-D05
15	1	–	–	–	955269-6	Skruv	Screw			
16	1	–	–	–	952627-8	Klammer	Clamp			
17	1	–	–	–	955781-0	Mutter	Nut			

386. Backslag–Sjövattenpump Reverse gear–Sea water pump

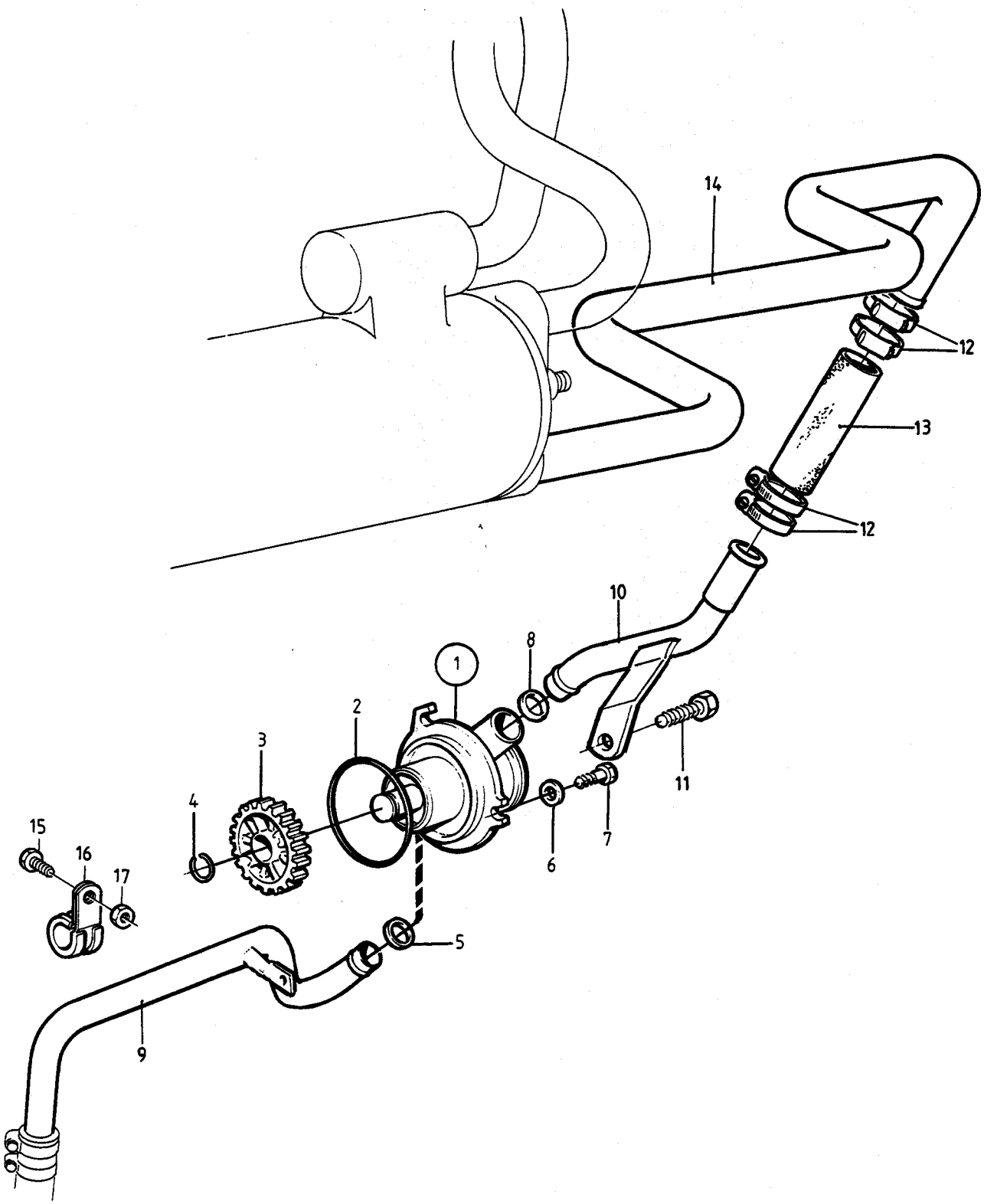

11017

Sida Page	Grupp Group	Sjövattenpump / Sea water pump	Illustration
60	2b	2001,2001B,2001AG,BG,2002,2002B,D,2002AG,BG,2003,2003B,D,2003AG,BG	6581 1993–04

Pos Fig	Antal/Quantity 840 557	861 009			Artikel nr Part No	Benämning	Description	Sats Kit	B P S R	Anmärkning Notes	
1	1	–	–	–	840557-3	Sjövattenpump	Sea water pump			2001,2001B,2001AG,BG, 2002,2002B,2002D, 2002AG,BG,2003,2003B, 2003AG,BG	00
	–	1	–	–	861009-9	Sjövattenpump	Sea water pump			2003D	00
2	1	1	–	–	840773-6	•Axel	•Shaft	S			00
3	1	–	–	–	827008-4	•Kam	•Cam	S			00
	–	1	–	–	833416-1	•Kam	•Cam	S			00
4	1	1	–	–		•Lock	•Cover	S	8		00
5	1	1	–	–	875583-7	•Impellersats	•Impeller kit				
	1	1	–	–		••Impeller	••Impeller	S	8		
6	1	1	–	–	803730-1	••Skruv	••Screw	S			
7	1	1	–	–	833994-7	••Packning	••Gasket	S			
8	1	1	–	–	840771-0	•Slitbricka	•Wear plate	S			01
9	1	1	–	–	826239-6	•Låspinne	•Lock pin				01
10	1	1	–	–	840772-8	•Distansbricka	•Spacer washer	S			02
11	4	4	–	–	840384-2	•Skruv	•Screw	S			
12	1	–	–	–	840785-0	•Skruv	•Screw	S			
	–	1	–	–	804693-0	•Skruv	•Screw	S			
13	1	1	–	–	18669-2	•Packning	•Gasket	S			02
14	2	2	–	–	833996-2	•Tätningsring	•Seal ring	S			02
15	1	1	–	–	925055-6	•O–ring	•O–ring	S			03
16	2	2	–	–	181717-0	•Kullager	•Ball bearing	S			03
17	1	1	–	–	914515-2	•Låsring	•Circlip	S			03
18	1	–	–	–	973639-8	•Pinne	•Pin	S		(951959)	03
	–	1	–	–	973639-8	•Rörpinne	•Spring pin	S			03
											03
	1	–	–	–	875756-9	Reparationssats	Repair kit			SE GRUPP 10A	04
	–	1	–	–	876584-4	Reparationssats	Repair kit			SE GRUPP 10A	04

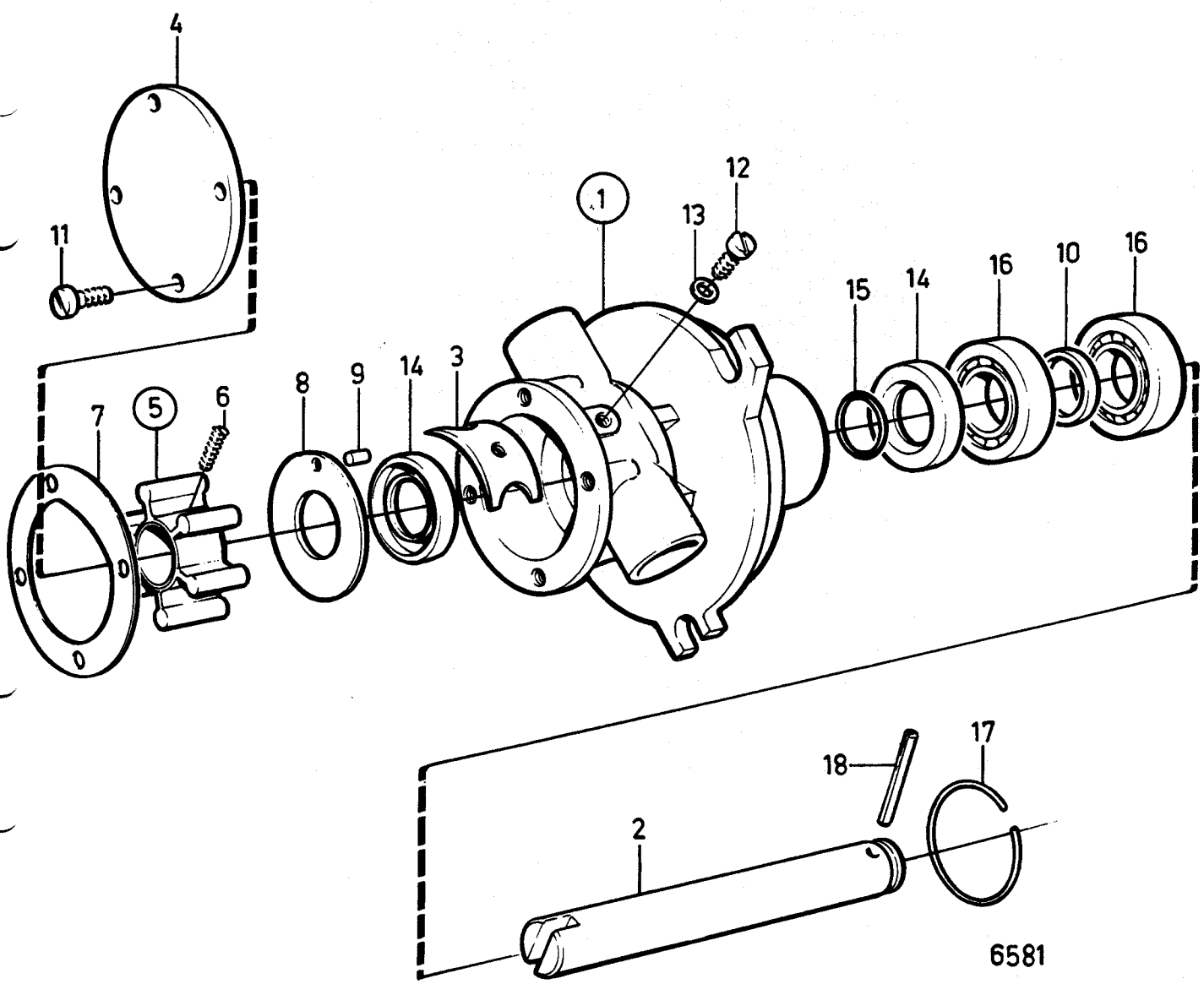
4
11
1
12
13
15
14
16
10
16
7
5
6
8
9
14
3
18
17
2
6581

Sida Page	Grupp Group			Illustration
64	2b	Expansionstank / Skottmonterad	Expansion tank / Bulk head mounted	11070 1993–04
		2002,2002B,2002AG,2002BG,2003,2003B,2003AG,2003BG,2003T,2003TB		

Pos Fig	Antal/Quantity				Artikel nr Part No	Benämning	Description	Sats Kit	B P S R	Anmärkning Notes
1	1	–	–	–	1276040-1	Expansionstank	Expansion tank			
2	1	–	–	–	844624-7	Trycklock,blått	Pressure cap,blue			2002,2002B,2002AG,
	–	–	–	–						2002BG,2003,2003B,
	–	–	–	–						2003AG,2003BG
	1	–	–	–	1542591-1	Trycklock,grönt	Pressure cap,green			2003T,2003TB
3	1	–	–	–	965622-4	Skruv	Screw			
4	1	–	–	–	858295-9	Fäste	Anchorage			
5	1	–	–	–	955781-0	Mutter	Nut			
6	1	–	–	–	840712-4	Konsol	Bracket			
7	1	–	–	–	955269-6	Skruv	Screw			
8	1	–	–	–	840828-8	Klamma	Clamp			
9	1	–	–	–	961662-4	Klamma	Clamp			
10	ERF	–	–	–	942700-6	Slang	Hose			582)
11	1	–	–	–	961666-5	Slangklamma	Hose clamp			
12	ERF	–	–	–	943369-9	Slang	Hose			2002,2002B,2002AG,
	–	–	–	–						2002BG,2003,2003B,
	–	–	–	–						2003AG,2003BG
	ERF	–	–	–	952970-2	Slang	Hose			2003T,2003TB
13	1	–	–	–	961666-5	Slangklamma	Hose clamp			
14	1	–	–	–	840729-8	Kylvattenrör	Cooling water pipe			389)2002,2002B,2002AG
	–	–	–	–						2002BG,2003,2003B,
	–	–	–	–						2003AG,2003BG
	1	–	–	–	840952-6	Kylvattenrör	Cooling water pipe			389)2003T
	1	–	–	–	860532-1	Kylvattenrör	Cooling water pipe			547)2003TB
15	2	–	–	–		Skruv	Screw		8	

389. Expansionstank–Värmeväxlare–Cirkulationspump Expansion tank–Heat exchanger–Circulation pump
547. Expansionstank–Värmeväxlare–Turbo–Cirkulationspump. Expansion tank–Heat exchanger–Turbo–Circulation pump.
582. Expansionstank–Termostathus alt turbo. Expansion tank–Thermostat housing alt turbo.

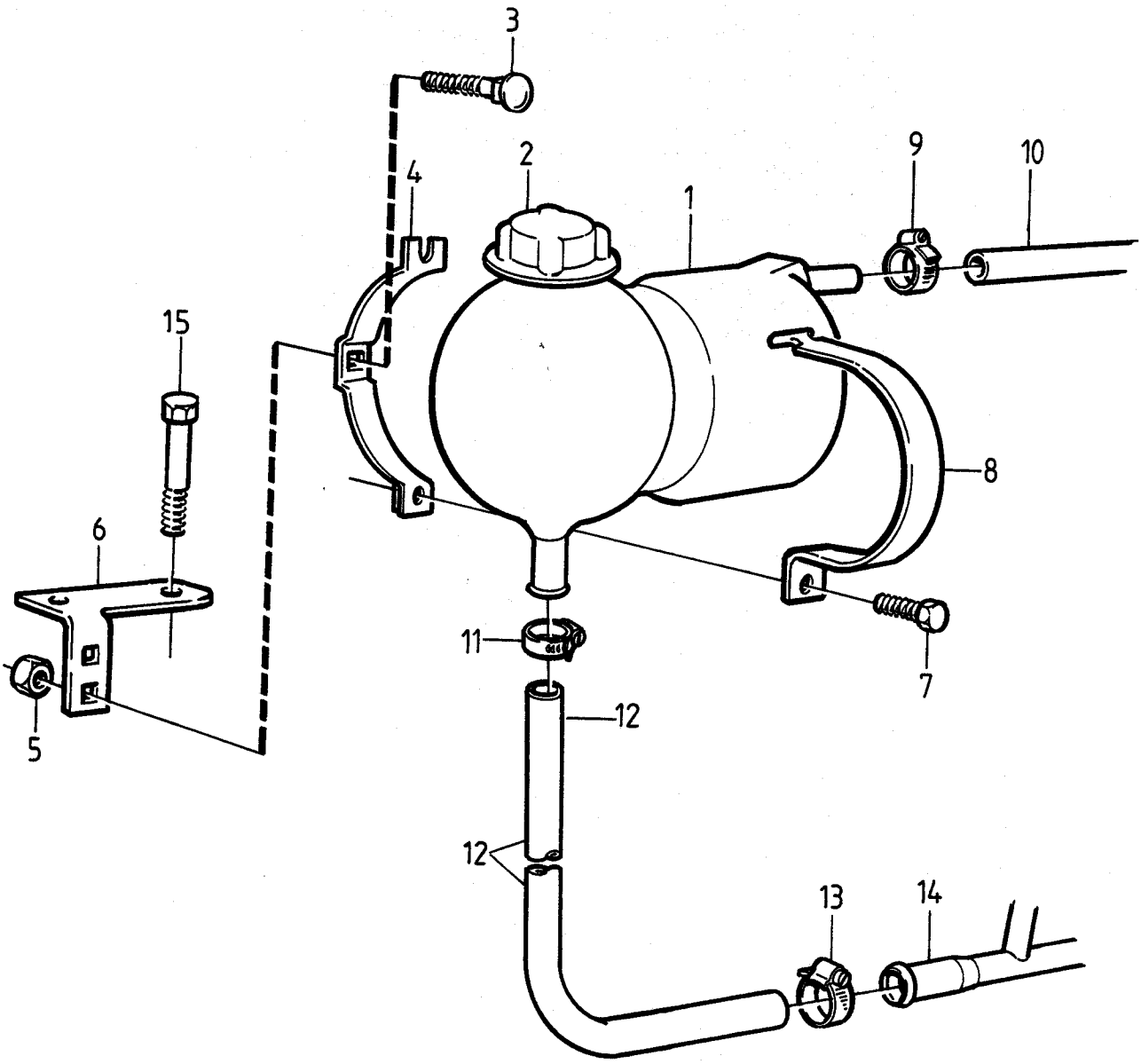

11070

Sida Page	Grupp Group	Cirkulationspump / Circulation pump	Illustration
72	2b	2002,2002AG,2003,2003AG,2003T	10141 1993–04

Pos Fig	Antal/Quantity				Artikel nr Part No	Benämning	Description	Sats Kit	B P S R	Anmärkning Notes
1	1	–	–	–	860358-1	Cirkulationspump	Circulation pump			(840710)
2	1	–	–	–		•Pumphus	•Pump housing		8	
3	1	–	–	–		•Lagerhus	•Bearing housing		8	
4	1	–	–	–	840711-6	•Konsol	•Bracket			
5	1	–	–	–		•Remskiva	•Pulley		8	
6	3	–	–	–	955276-1	•Skruv	•Screw			L=35 MM
7	1	–	–	–	949246-3	•Propp	•Plug			
8	1	–	–	–	840709-0	•Pumphjul	•Pump wheel	S		495)
9	1	–	–	–	840795-9	•Packning	•Gasket	S		495)
10	1	–	–	–		•Pumptätning	•Pump sealing	S	8	495)
11	1	–	–	–	860359-9	•Lager	•Bearing	S		495)
12	3	–	–	–	418411-5	Tätningsring	Seal ring	S		495)
13	1	–	–	–	966906-0	Kilrem	Drive belt			
14	1	–	–	–	840737-1	Kylvattenrör	Cooling water pipe			390)
15	1	–	–	–	840739-7	Kylvattenrör	Cooling water pipe			391)
16	3	–	–	–	955305-8	Skruv	Screw			L=75 MM
17	1	–	–	–	840729-8	Kylvattenrör	Cooling water pipe			389)2002,2002AG, 2003,2003AG
	1	–	–	–	840952-6	Kylvattenrör	Cooling water pipe			389)2003T
18	1	–	–	–	961653-3	Nippel,varmvattenuttag	Nipple,heather outlet			
	1	–	–	–	876270-0	Rep.sats,cirk.pump	Rep. kit,circ. pump			(876152)

389. Expansionstank–Värmeväxlare–Cirkulationspump Expansion tank–Heat exchanger–Circulation pump
390. Cirkulationspump–Cylinderlock Circulation pump–Cylinder head
391. Cylinderlock–Cirkulationspump Cylinder head–Circulation pump
495. Ingår i reparationssats 876270 för cirkulationspump 840710 och 860358. Included in repair kit 876270 for circulation pump 840710 and 860358.

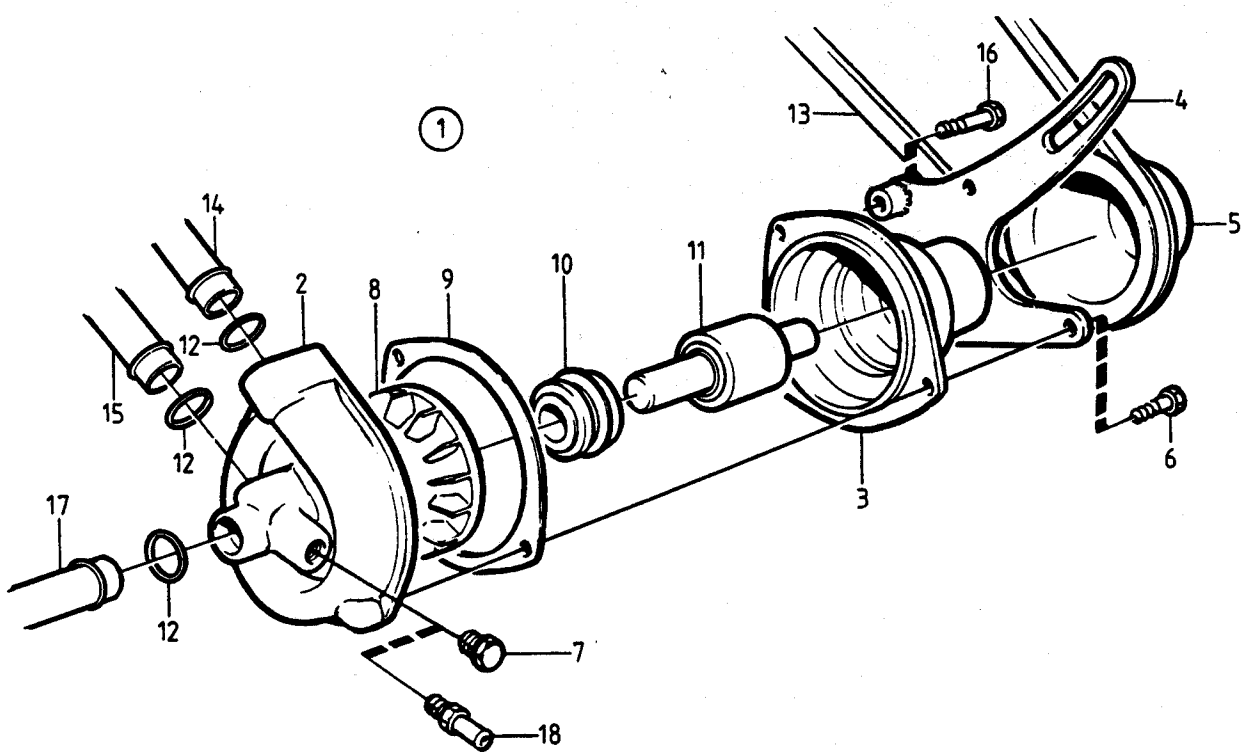

10141

Sida Page 76 | Grupp Group 2b | Värmeväxlare Heat exchanger | Illustration 9207 1993–04

2002,2002B,2002AG,2002BG,2003,2003B,2003AG,2003BG

Pos Fig	Antal/Quantity	Artikel nr Part No	Benämning	Description	Sats Kit	B P S R	Anmärkning Notes	
1	1	840741-3	Värmeväxlare	Heat exchanger		8	505)SN–2300032619	00
	1	859360-0	Värmeväxlare	Heat exchanger			SN2300032620–	00
2	1		•Hus	•Housing		8		00
3	1	829991-9	•Stång	•Rod				00
4	1	191026-4	•Propp	•Plug				00
5	1		•Insats	•Insert		8		01
6	1	829972-9	•Packning	•Gasket				01
7	1	829988-5	•Gavel	•Cover				01
8	2	941906-0	•Fjädrande bricka	•Resilient washer				01
9	2	963105-2	•Mutter	•Nut				
10	1	840745-4	•Gavel	•Cover				
11	1	829989-3	•Packning	•Gasket				
12	1	840746-2	•Överfall	•Cap				02
13	1	859387-3	Monteringssats	Mounting kit				02
13a	1		•Konsol	•Bracket		8		02
14	1		•Konsol	•Bracket		8		
15	4	946173-2	•Skruv	•Screw				
15a	2	968862-3	•Mutter	•Nut			(945408)	
16	2	418411-5	Tätningsring	Seal ring				03
17	1	829714-5	Tätning	Seal				03
18	1	829714-5	Tätning	Seal				04
19	1	840729-8	Kylvattenrör	Cooling water pipe			389)	04
20	1	840731-4	Kylvattenrör	Cooling water pipe			400)	04
21	1	840735-5	Kylvattenrör	Cooling water pipe			401)2002,2002B,	04
	–						2002AG,2002BG	04
	1	840736-3	Kylvattenrör	Cooling water pipe			401)2003,2003B,	04
	–						2003AG,2003BG	04
22	1	840724-9	Kylvattenrör	Cooling water pipe			368)	04
	1	840907-0	Slanganslutning	Hose connection			402)	05

368. Sjövattenpump–värmeväxlare. Sea water pump–heat exchanger.
389. Expansionstank–Värmeväxlare–Cirkulationspump Expansion tank–Heat exchanger–Circulation pump
400. Termostathus–Värmeväxlare Thermostat housing–Heat exchanger
401. Värmeväxlare–Avgaskrök Heat exchanger–Exhaust bend
402. När vakuumventil är installerad. When vacuum valve is installed.
505. Ersatt av värmeväxlare 859360 och monteringssats 859387 Replaced by heat exchanger 859360 and mounting kit 859387

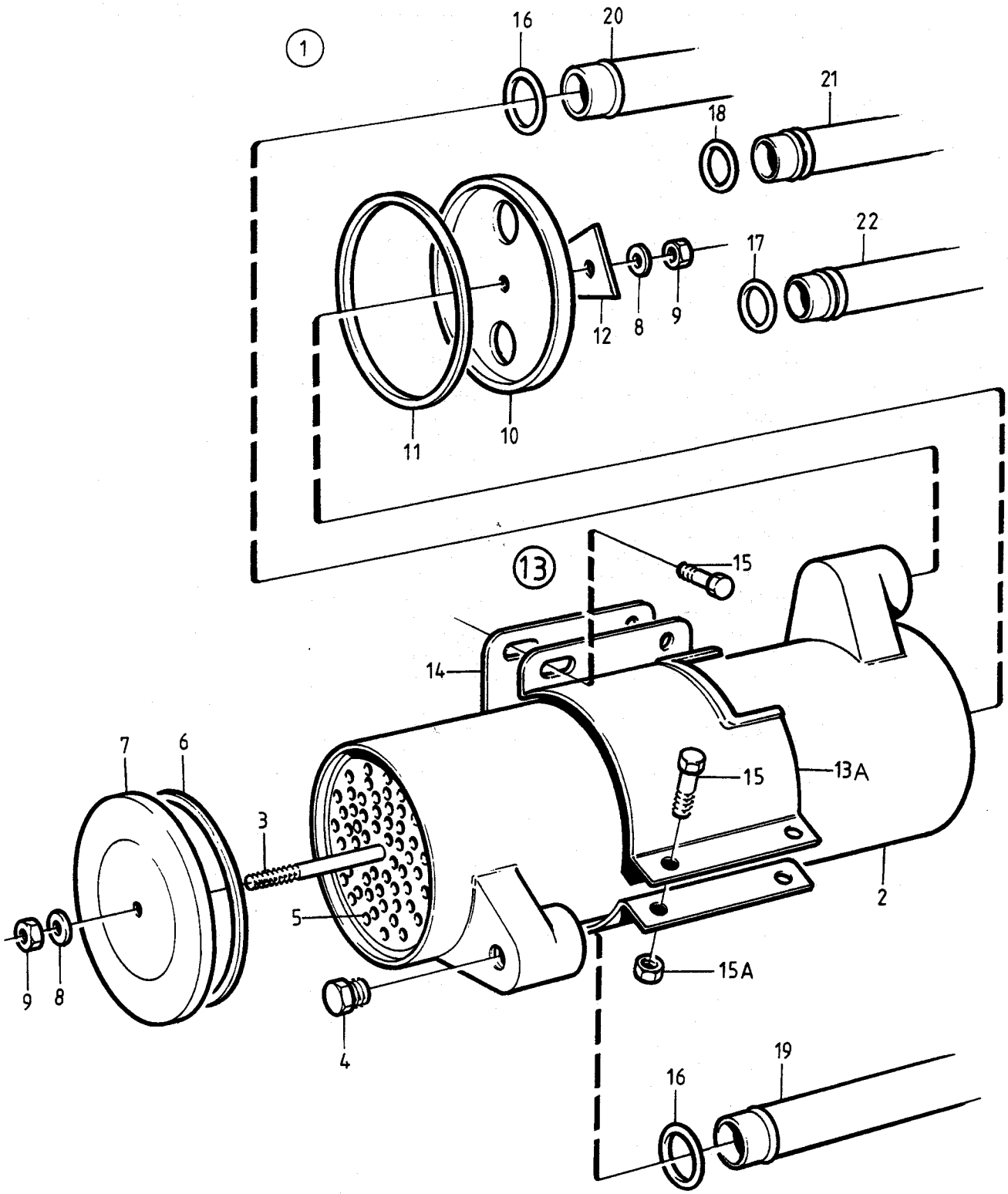

9207

Antal/Quantity 2003	2003 SO LAS	2003 B	2003 B–SO LAS	Artikel nr Part No	Benämning	Description	Sats Kit	B P S R	Anmärkning Notes
1	1	–	–	833323-9	Matarpump	Feed pump			SN–2300046825
					•Det se sida 54, 3-G07	•Comp page 54, 3-G07			
–	–	–	–	859428-5	Matarpump	Feed pump			SN2300046826–
1	1	–	–	859428-5	Matarpump	Feed pump			
–	–	1	1	942353-4	O–ring	O–ring	S		
1	1	1	1	942001-9	Skruv	Screw			
2	2	2	2	941906-0	Fjädrande bricka	Resilient washer			
2	2	2	2	840532-6	Bränslefilter	Fuel filter			
1	1	1	1		•Det se sida 56, 3-G09	•Comp page 56, 3-G09			
–	–	–	–	970948-6	Skruv	Screw			
2	2	2	2	960148-5	Bricka	Washer			
1	1	1	1	840594-6	Insprutningspump	Injection pump			
3	3	–	–		•Det se sida 38, 3-F15	•Comp page 38, 3-F15			
–	–	–	–	858189-4	Insprutningspump	Injection pump			
–	–	3	3		•Det se sida 38, 3-F15	•Comp page 38, 3-F15			
–	–	–	–	860211-2	Mellanlägg	Spacer			TJ=0,2MM
ERF	ERF	ERF	ERF	838298-8	Mellanlägg	Spacer			TJ=0,3MM
ERF	ERF	ERF	ERF	838299-6	Mellanlägg	Spacer			TJ=0,6MM
ERF	ERF	ERF	ERF	838300-2	Mellanlägg	Spacer			TJ=0,9MM
ERF	ERF	ERF	ERF	978961-1	O–ring	O–ring	S		386)
3	3	3	3	859139-8	Packning	Gasket	S		387)TJ=0,2MM(838377)
ERF	ERF	–	–	859149-7	Packning	Gasket	S		387)TJ=0,3MM(838400)
ERF	ERF	–	–	924061-5	Pinnskruv	Stud			
6	6	6	6	955894-1	Bricka	Washer			
6	6	6	6	955782-8	Mutter	Nut			
6	6	6	6	840598-7	Lyftare	Cam follower			
3	3	3	3	840312-3	Skruv	Screw			
3	3	3	3	840884-1	Bränsleslang	Fuel hose			
1	1	1	1	954329-9	Nippel	Nipple			
1	1	1	1	954322-4	Överfallsmutter	Cap nut			
1	1	1	1	25167-8	Hålskruv	Hollow screw			
1	1	1	1	957178-7	Packning	Gasket	S		SN–2300046825
2	2	2	2	840434-5	Bränslerör	Fuel pipe			FÖR/FOR 833323
1	1	–	–						SN2300046826–
–	–	–	–	860912-5	Bränslerör	Fuel pipe			FÖR/FOR 859428
1	1	–	–						
–	–	–	–	860912-5	Bränslerör	Fuel pipe			
–	–	1	1	25167-8	Hålskruv	Hollow screw			
2	2	2	2	957178-7	Packning	Gasket	S		
4	4	4	4	840450-1	Bränslerör	Fuel pipe			
1	1	1	1	944679-0	Hålskruv	Hollow screw			
1	1	1	1	957178-7	Packning	Gasket	S		
2	2	2	2	969299-7	Hålskruv	Hollow screw			
1	1	1	1	957175-3	Packning	Gasket	S		
2	2	2	2	840484-0	Läckoljeledning	Leak–off line			
1	1	1	1	243487-6	Hålskruv	Hollow screw			
1	1	1	1	957170-4	Packning	Gasket	S		
2	2	2	2	840317-2	Bränsleslang	Fuel hose			
2	2	2	2	957175-3	Packning	Gasket			
8	8	8	8	969299-7	Hålskruv	Hollow screw			
4	4	4	4	840595-3	Insprutare	Injector			
3	–	–	–		•Det se sida 42, 3-F19	•Comp page 42, 3-F19			385)SN2300042660–
–	–	–	–	860176-7	Insprutare	Injector			
3	–	–	–		•Det se sida 44, 3-F21	•Comp page 44, 3-F21			
–	–	–	–						

385. För motorer med produktnr. 868100,868101,868102,868103,868219,868220,868221,868222. For engines with Product No. 868100,868101,868102,868103,868219,868220,868221,868222.
386. För senare utförande av cylinderblock med o–ringsspår. For later production of cylinder block with o–ring groove
387. För tidigare utförande av cylinderblock utan o–ringsspår. For earlier production of cylinder block without o–ring groove.

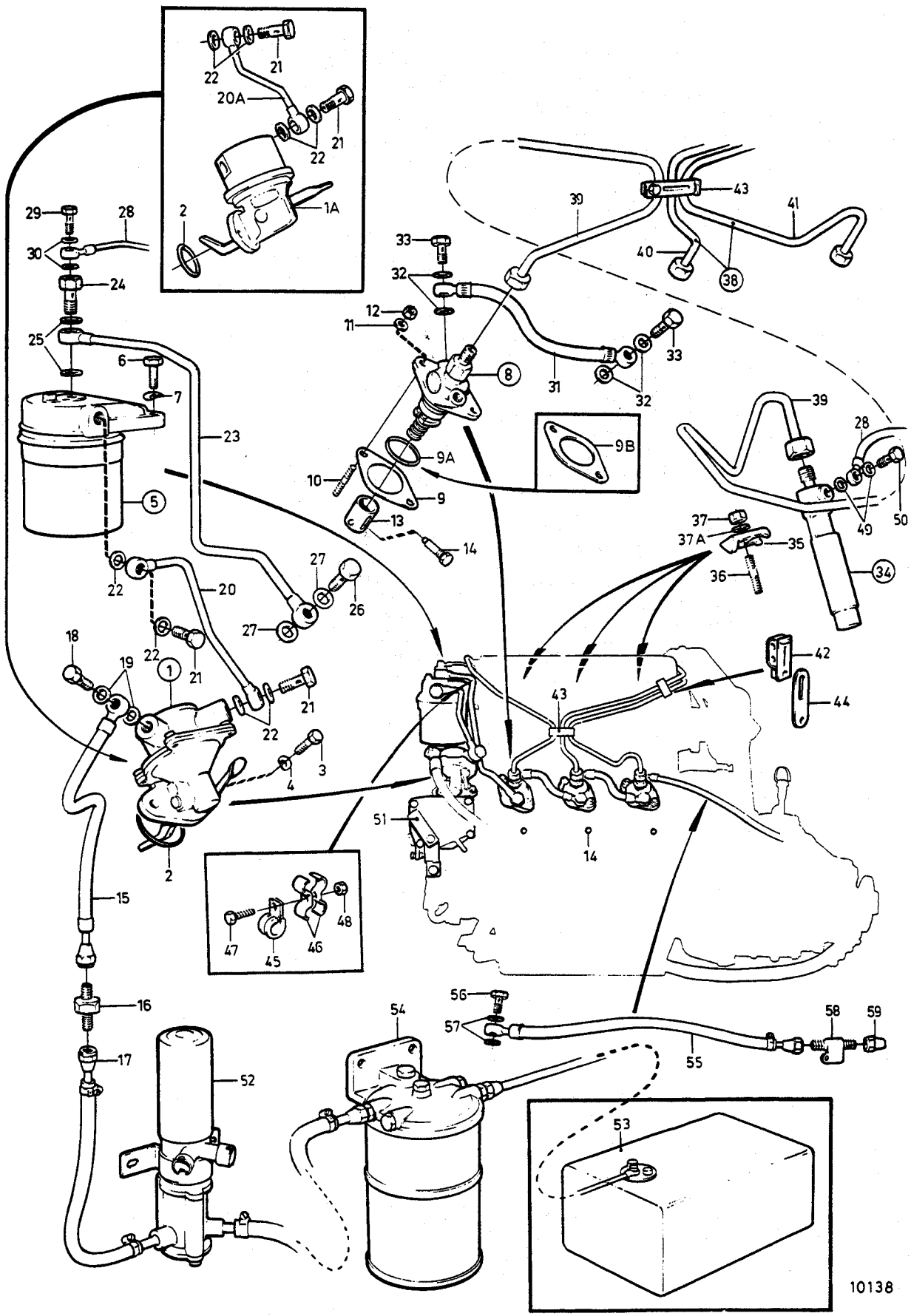

22
21
20A
22
21
2
1A
29
28
30
24
25
6
7
23
5
22
20
27
26
27
18
19
22
1
21
21
22
3
4
2
15
16
17
52
33
32
12
11
8
31
32
33
39
43
41
40
38
9A
9B
10
9
13
14
39
28
50
49
37
37A
35
36
34
42
44
43
51
14
47
45
46
48
54
56
57
58
59
55
53
10138

Sida Page 24 | Grupp Group 2c | Bränslesystem Fuel system | 2003,2003SOLAS,2003B,2003B–SOLAS | Illustration 10138 1993–04 | 028

Pos Fig	Antal/Quantity 2003	2003 SO LAS	2003 B	2003 B–SO LAS	Artikel nr Part No	Benämning	Description	Sats Kit	BPSR	Anmärkning Notes
	3	–	–	–	860340-9	Insprutare	Injector			412)
						•Det se sida 46, 3-F23	•Comp page 46, 3-F23			
	–	–	–	–	840595-3	Insprutare	Injector			
		3				•Det se sida 42, 3-F19	•Comp page 42, 3-F19			
	–	–	–	–	860792-1	Insprutare	Injector			
			3	3		•Det se sida 50, 3-G03	•Comp page 50, 3-G03			
	–	–	–	–						
35	3	3	3	3	840402-2	Ok	Yoke			SE GRUPP 2A
36	3	3	3	3	924066-4	Pinnbult	Nut			
37	3	3	3	3	955782-8	Mutter	Washer			
37a	3	3	3	3	955894-1	Bricka	Pressure pipe kit		8	
38	1	1	1	1		Tryckrörssats	•Delivery pipe			
39	1	1	1	1	840894-0	•Tryckrör	•Delivery pipe			
40	1	1	1	1	840897-3	•Tryckrör	•Delivery pipe			
41	1	1	1	1	840898-1	•Tryckrör	•Clamp			
42	1	1	1	1	470181-9	•Klamma	•Clamp			
43	1	1	1	1	470182-7	•Klammer	•Bracket			
44	1	1	1	1	422323-6	•Konsol	Clamp			
45	1	1	1	1	952623-7	Klamma	Clamp			
46	2	2	2	2	404279-2	Klammer	Nut			
47	1	1	1	1	955782-8	Mutter	Nut			
48	1	1	1	1	955781-0	Mutter	Gasket			420)
49	6	6	6	6	190990-2	Packning	Hollow screw			420)
50	3	3	3	3	243487-6	Hålskruv	Regulation system			SE SIDA 62, 3-G15
51	1	–	1	–		Reglersystem	Regulation system			SE SIDA 66, 3-G19
	–	1	–	1		Reglersystem	El. fuel pump			SE GRUPP 9
52	1	1	1	1	828810-2	El. bränslepump	Fuel tank			40L,SE GRUPP 9
53	ERF	ERF	ERF	ERF		Bränsletank	Fuel filter and			SE GRUPP 9
54	ERF	ERF	ERF	ERF		Bränslefilter och	Connect. components			
	–	–	–	–		Anslutningsdetaljer	Fuel hose			
55	1	1	1	1	840883-3	Bränsleslang	Hollow screw			MÄRKT/MARKED OUT
56	1	1	1	1	858006-0	Hålskruv	Gasket	S		
57	2	2	2	2	957175-3	Packning	Nipple			
58	1	1	1	1	954329-9	Nippel	Cap nut			
59	1	1	1	1	954322-4	Överfallsmutter				

412. För motor med produktnr. 868233. For engine with Product No. 868233.
420. Ingår i insprutare. Included in injector.

Sida Page	Grupp Group	Insprutningspump / Fuel injection pump	Illustration
38	2c		8936 1993–04

Pos Fig	Antal/Quantity 840 972	860 793	840 594	858 189	Artikel nr Part No	Benämning	Description	Sats Kit	BPSR	Anmärkning Notes
1	1	–	–	–	840972-4	Insprutningspump	Fuel injection pump			2001,2001AG
	–	1	–	–	860793-9	Insprutningspump	Fuel injection pump			2001B,2001BG
	–	–	1	–	840594-6	Insprutningspump	Fuel injection pump			2002,2002AG,2003, 2003AG,2003SOLAS
	–	–	–	–						
	–	–	–	1	858189-4	Insprutningspump	Fuel injection pump			2002B,2002BG,2003B, 2003BG,2003B–SOLAS, 2003T,2003TB, 2003TB–SOLAS
	–	–	–	–						
	–	–	–	–						
	–	–	–	–						
2	1	1	1	1		•Hus	•Housing		8	
3	1	–	1	–	840849-4	•Pumpelement	•Pump element			
	–	1	–	1	858939-2	•Pumpelement	•Pump element			
4	1	–	–	–	833743-8	•Tryckventil	•Delivery valve			
	–	1	–	–	861021-4	•Tryckventil	•Delivery valve			
	–	–	1	1	840850-2	•Tryckventil	•Delivery valve			
5	1	–	1	1	840851-0	•Reglerhylsa	•Control sleeve			
	–	1	–	–	861022-2	•Reglerhylsa	•Control sleeve			
6	1	1	1	1	243420-7	•Hållare	•Retainer			
7	1	1	1	1	238309-9	•Fjäder	•Spring			
8	1	–	1	1	1698692-9	•O–ring	•O–ring			
	–	1	–	–	861023-0	•O–ring	•O–ring			
9	1	1	1	1	870581-6	•Packning	•Gasket			
10	1	1	1	1	870023-9	•Bricka	•Washer			
11	1	1	1	1	840852-8	•Tryckfjäder	•Compression spring			
12	1	–	1	1	239164-7	•Spännring	•Clamping ring			
13	1	1	1	1	840853-6	•Fjädertallrik	•Spring disc			
14	1	1	1	1	840854-4	•Spännring	•Clamping ring			
15	1	1	1	1	870576-6	•Plugg	•Plug			
16	1	1	1	1	238314-9	•Justerbricka	•Adjusting washer			TJ=1,0MM
17	1	1	–	1	858089-6	•O–ring	•O–ring			
18	1	1	–	1	858090-4	•Skruv	•Screw			
19	1	1	–	1	243410-8	•Bricka	•Washer		8	

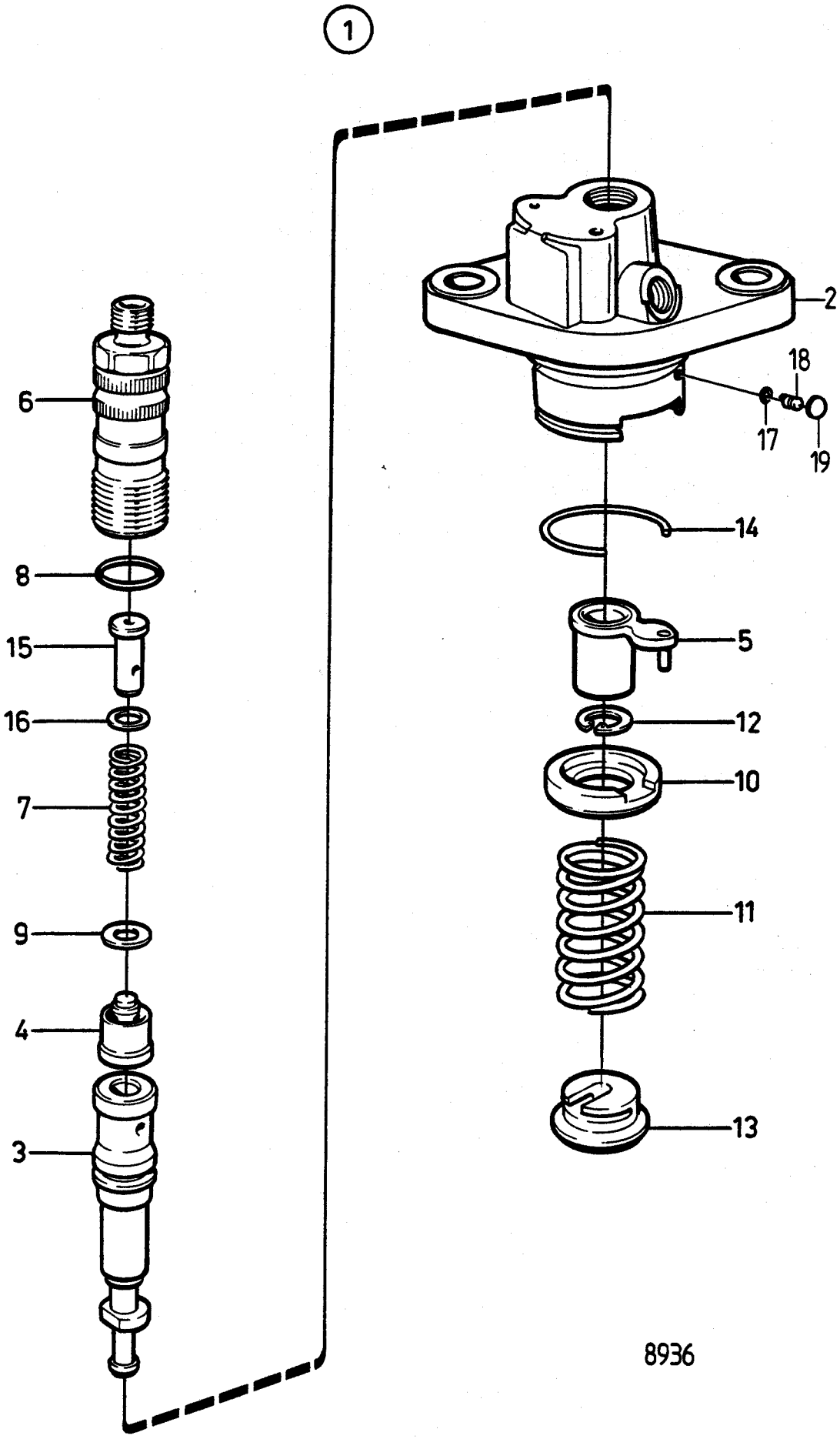
1
2
3
4
5
6
7
8
9
10
11
12
13
14
15
16
17
18
19
8936

Sida Page	Grupp Group	Insprutare Fuel injector	Illustration
42	2c	2001,2001AG,2002,2002AG,2003,2003SOLAS	11054 1993–04

Pos Fig	Antal/Quantity 840 595				Artikel nr Part No	Benämning	Description	Sats Kit	BPSR	Anmärkning Notes
1	1	–	–	–	840595-3	Insprutare	Fuel injector			
2	1	–	–	–		·Spridarhållare	·Nozzle holder body		8	
3	ERF	–	–	–	243467-8	··Justerbricka	··Shim			TJ=1,00MM
	ERF	–	–	–	243468-6	··Justerbricka	··Shim			TJ=1,05MM
	ERF	–	–	–	243469-4	··Justerbricka	··Shim			TJ=1,10MM
	ERF	–	–	–	243470-2	··Justerbricka	··Shim			TJ=1,15MM
	ERF	–	–	–	243471-0	··Justerbricka	··Shim			TJ=1,20MM
	ERF	–	–	–	243472-8	··Justerbricka	··Shim			TJ=1,25MM
	ERF	–	–	–	243473-6	··Justerbricka	··Shim			TJ=1,30MM
	ERF	–	–	–	243474-4	··Justerbricka	··Shim			TJ=1,35MM
	ERF	–	–	–	243475-1	··Justerbricka	··Shim			TJ=1,40MM
	ERF	–	–	–	243476-9	··Justerbricka	··Shim			TJ=1,45MM
	ERF	–	–	–	243477-7	··Justerbricka	··Shim			TJ=1,50MM
	ERF	–	–	–	243478-5	··Justerbricka	··Shim			TJ=1,55MM
	ERF	–	–	–	243479-3	··Justerbricka	··Shim			TJ=1,60MM
	ERF	–	–	–	243480-1	··Justerbricka	··Shim			TJ=1,65MM
	ERF	–	–	–	243481-9	··Justerbricka	··Shim			TJ=1,70MM
	ERF	–	–	–	243482-7	··Justerbricka	··Shim			TJ=1,75MM
	ERF	–	–	–	243483-5	··Justerbricka	··Shim			TJ=1,80MM
	ERF	–	–	–	6885739-0	··Justerbricka	··Shim			TJ=1.84MM
	ERF	–	–	–	243485-0	··Justerbricka	··Shim			TJ=1,90MM
	ERF	–	–	–	243486-8	··Justerbricka	··Shim			TJ=1,95MM
4	1	–	–	–	840835-3	··Fjäder	··Spring			
5	1	–	–	–	243465-2	··Fjädertallrik	··Spring disc			
6	1	–	–	–	6885743-2	··Mellanstycke	··Intermediate piece			(840836)
7	2	–	–	–	840837-9	···Styrpinne	···Guide pin			
8	1	–	–	–	243487-6	··Hålskruv	··Hollow screw			
9	1	–	–	–	243489-2	··Spridarmutter	··Nozzle nut			
10	2	–	–	–	190990-2	··Packning	··Gasket			
11	1	–	–	–	840597-9	·Spridare	·Nozzle			

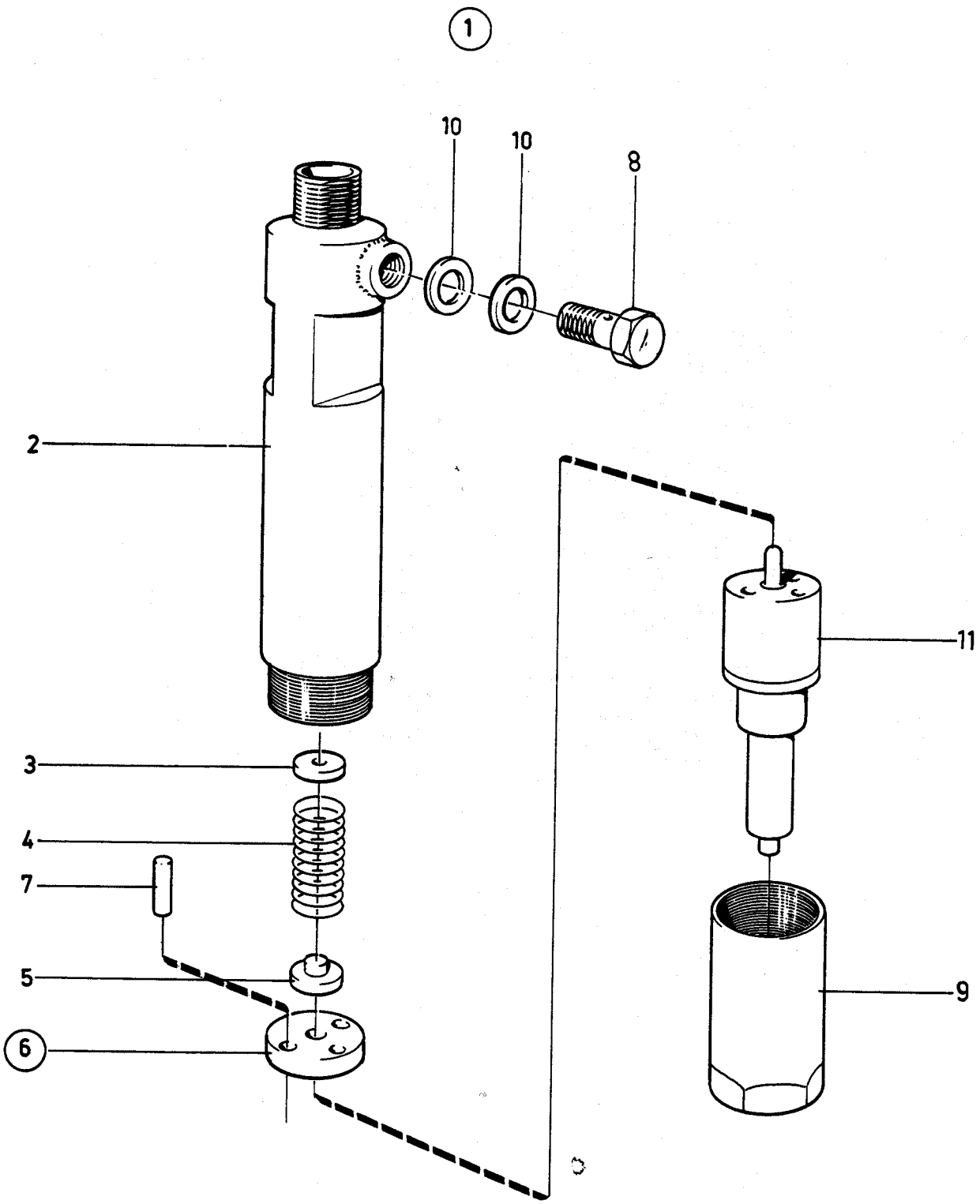
1
10
10
8
2
11
3
4
7
5
9
6
11054

Sida Page	Grupp Group	Matarpump Feed pump	Illustration	082
54	2c	GEM	9003 1993–04	

Pos Fig	Antal/Quantity 833 323				Artikel nr Part No	Benämning	Description	Sats Kit	B P S R	Anmärkning Notes	
1	1	–	–	–	833323-9	Matarpump	Feed pump				002
1a	1	–	–	–	418947-8	•Lock	•Cover				004
2	1	–	–	–	834255-2	•Matarpumpsats	•Feed pump kit				006
3	1	–	–	–	418948-6	••Packning	••Gasket	S			010
4	1	–	–	–		••Membran	••Diaphragm	S	8		012
5	1	–	–	–		••Sil	••Strainer	S	8		014
6	1	–	–	–		••Skruv	••Screw	S	8		016
7	1	–	–	–	15521-8	••Packning	••Gasket	S			018
8	3	–	–	–	956076-4	••Skruv	••Screw	S		368)	020
	–	–	–	–		•Övriga detaljer	•Other components		8		0

368. 6 st skruv 956076 ingår i komplett bränslepump 833323 6 pcs screw 956076 included in complete fuel pump 833323

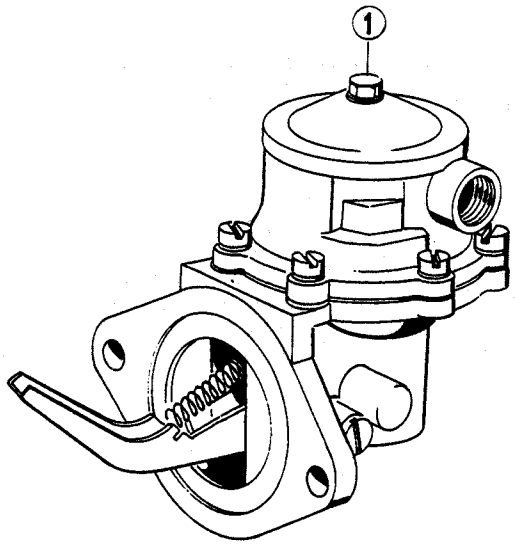

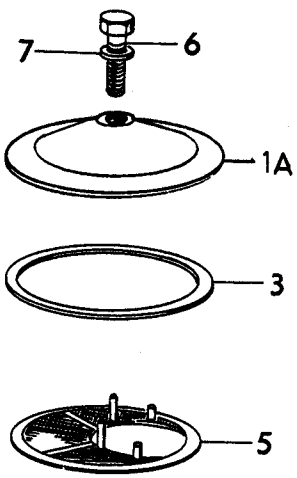

2

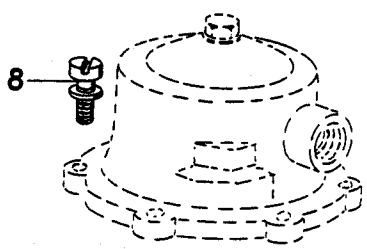

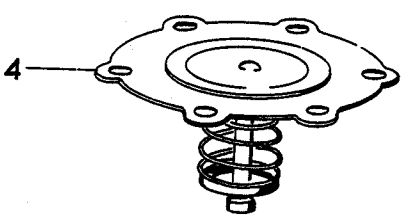

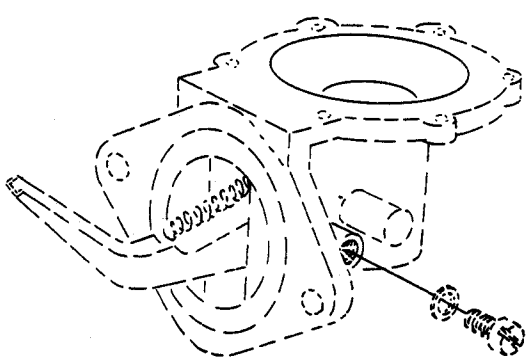

9003

Sida Page	Grupp Group		Illustration
56	2c	Bränslefilter / Fuel filter GEM	6474 1993–04

Pos Fig	Antal/Quantity				Artikel nr Part No	Benämning	Description	Sats Kit	B P S R	Anmärkning Notes
1	1	–	–	–	840532-6	Bränslefilter	Fuel filter			
2	1	–	–	–		•Lock	•Cover		8	
3	1	–	–	–	240664-3	•Luftskruv	•Air vent screw			(233017)
4	1	–	–	–	25534-9	•Packning	•Gasket			
5	1	–	–	–	829913-3	•Filter	•Filter			
6	1	–	–	–		••Packning	••Gasket		8	

1

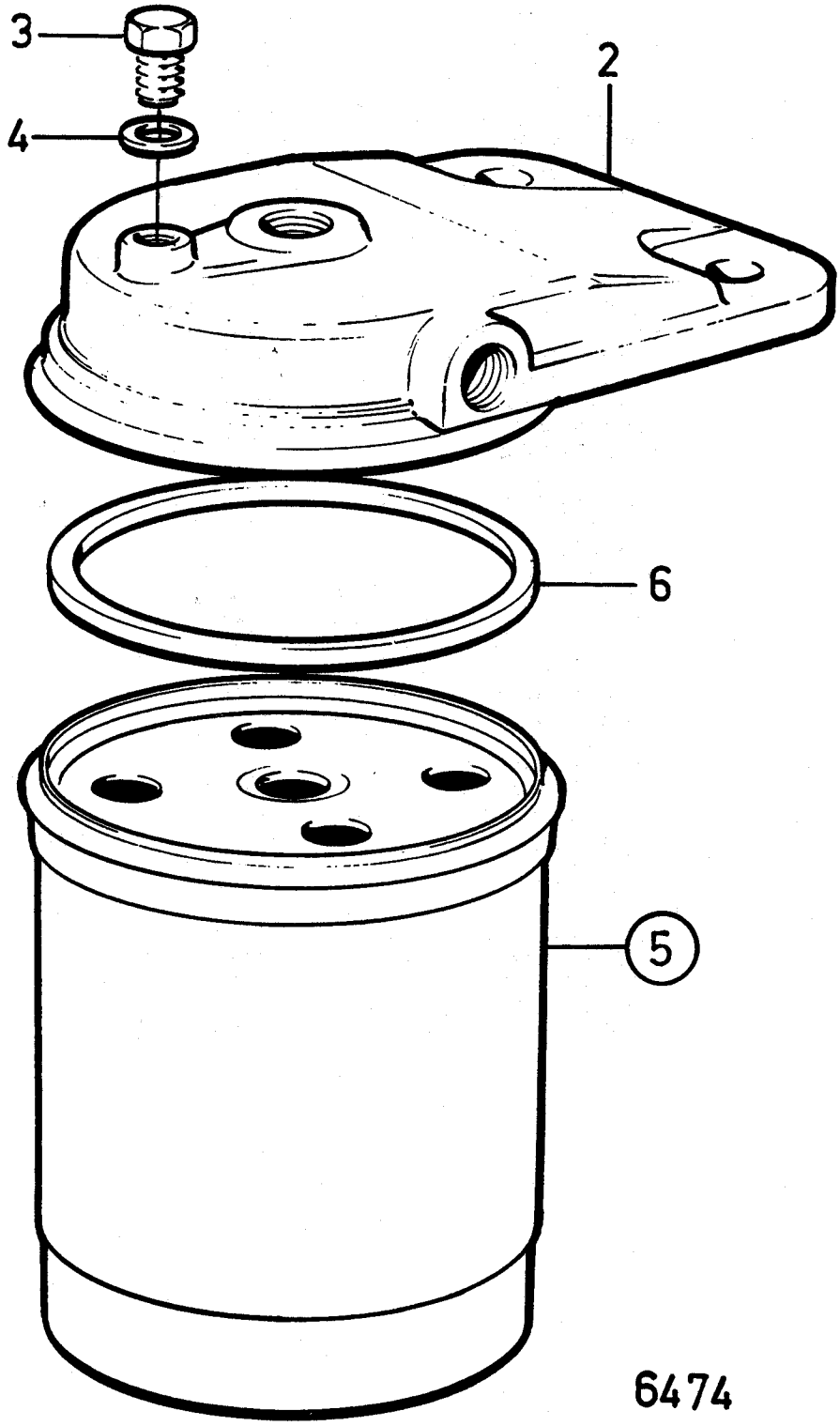

Sida Page	Grupp Group	Reglersystem	Regulation system	Illustration
62	2c	2002,2002B,2002D,2003,2003B,2003D		6609 1993–04

Pos Fig	Antal/Quantity				Artikel nr Part No	Benämning	Description	Sats Kit	BPSR	Anmärkning Notes
1	1	–	–	–	951665-9	Spårryttare	E–circlip			
2	2	–	–	–	840489-9	Styrskruv	Guide screw			
3	2	–	–	–	947620-1	Packning	Gasket			
4	1	–	–	–	840652-2	Propp	Plug			
5	1	–	–	–	18813-6	Packning	Gasket			
6	1	–	–	–	840653-0	Axel	Shaft			
7	1	–	–	–	963917-0	Mutter	Nut			
8	1	–	–	–	840482-4	Spärr	Catch			
9	2	–	–	–	840312-3	Tappskruv	Pin screw			2002,2002B,2002D
	3	–	–	–	840312-3	Tappskruv	Pin screw			2003,2003B,2003D
10	1	–	–	–	875771-8	Regulatorviktsats	Governor weight kit			
10a	6	–	–	–		•Vikt	•Weight		8	
11	1	–	–	–		•Hållare	•Holder		8	
12	3	–	–	–		•Låstråd	•Locking wire		8	
13	1	–	–	–	943760-9	Låsring	Circlip			
14	1	–	–	–	840433-7	Tryckbricka	Thrust washer			
15	1	–	–	–	840658-9	Skjuthylsa	Thrust sleeve			
16	1	–	–	–	840659-7	Reglerarm	Lever			
17	1	–	–	–	840660-5	Kulskruv	Ball screw			
18	1	–	–	–	963917-0	Mutter	Nut			
19	1	–	–	–	840661-3	Kula	Ball			
20	1	–	–	–	840451-9	Fjäder	Spring			
21	1	–	–	–	840470-9	Ändnippel	End nipple			
22	1	–	–	–	840662-1	Fjäder	Spring			
23	1	–	–	–	840487-3	Tomgångsnippel	Idle nipple			
24	1	–	–	–	840449-3	Fjäder	Spring			
25	1	–	–	–	840435-2	Lock	Cover			
26	1	–	–	–	955974-1	O–ring	O–ring			
27	1	–	–	–	840436-0	Hävarm	Lever			
28	1	–	–	–	840663-9	Stopparm	Stop lever			
29	1	–	–	–	955979-0	O–ring	O–ring			
30	1	–	–	–	840666-2	Hävarm	Lever			SE GRUPP 2D
31	1	–	–	–	840812-2	Spårring	Circlip			
32	1	–	–	–	840801-5	Fjäder	Spring			
33	1	–	–	–	840667-0	Hävarm	Lever			SE GRUPP 2D
34	1	–	–	–	963105-2	Mutter	Nut			
35	1	–	–	–	859053-1	Packning	Gasket	S		
36	4	–	–	–	955272-0	Skruv	Screw			
37	4	–	–	–	949607-6	Bricka	Washer			
38	3	–	–	–	955272-0	Skruv	Screw			
39	3	–	–	–	955781-0	Mutter	Nut			
40	1	–	–	–	840599-5	Länkstång	Link rod			
41	1	–	–	–	840551-6	Reglerstång	Control rod			2002,2002B,2002D
	1	–	–	–	840582-1	Reglerstång	Control rod			2003,2003B,2003D

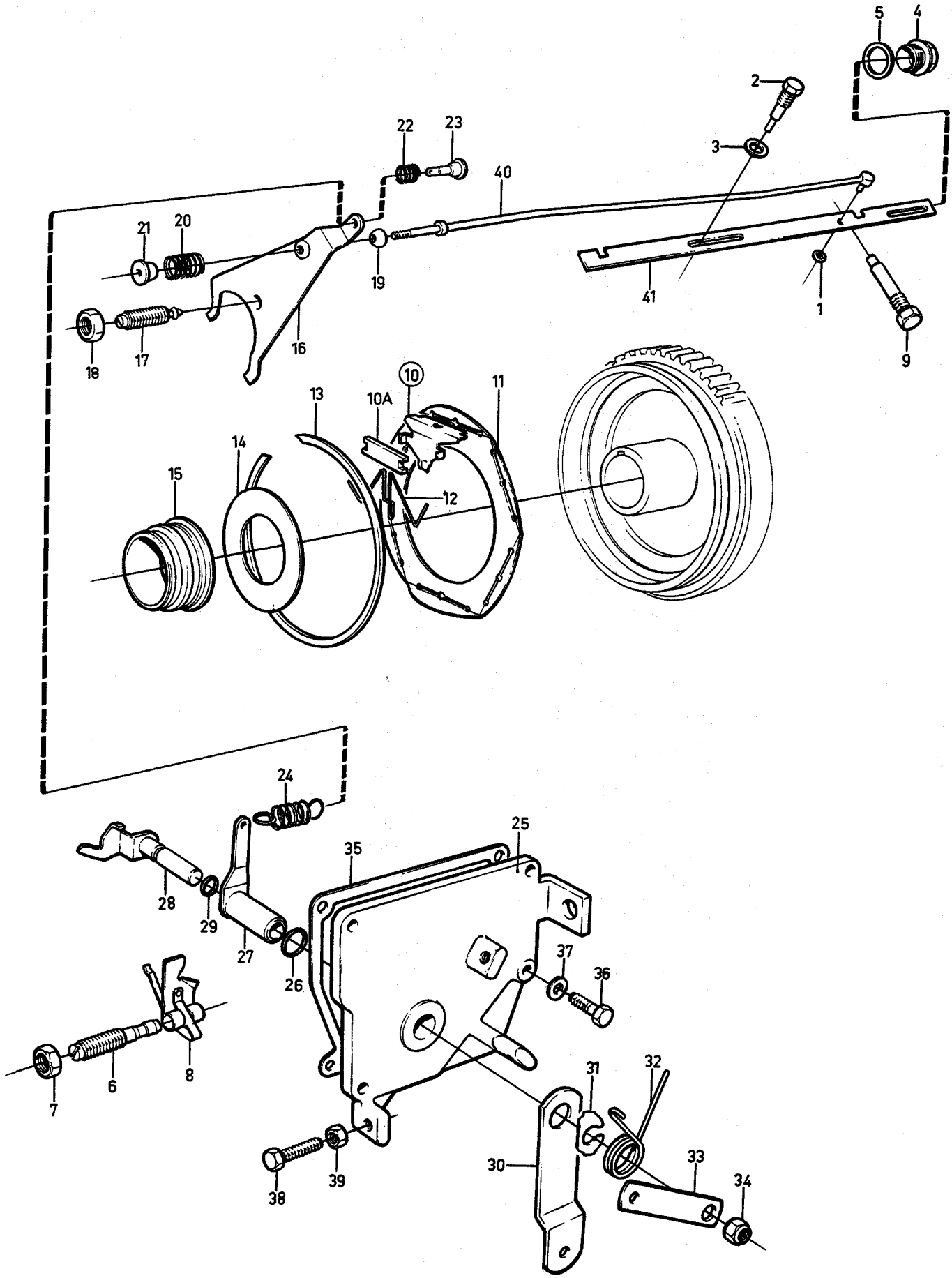
5
4
2
3
22
23
40
21
20
19
41
1
9
18
17
16
10
13
10A
11
14
15
12
24
25
35
28
29
27
26
37
36
6
8
7
31
32
30
33
34
38
39

6609

Sida Page	Grupp Group		Illustration
16	3	Elsystem och Instrument / Electrical system and Instruments 1–poligt elsystem / 1–pole electrical system 2003,2003T	10122 1993–04

Pos Fig	Antal/Quantity 2003	2003 T			Artikel nr Part No	Benämning	Description	Sats Kit	B P S R	Anmärkning Notes	
1	1	–	–	–	840808-0	Startmotor	Starter motor		8	604,990)1–POLIG/1–POLE	00
										SN–2300044298	00
	–	1	–	–	840808-0	Startmotor	Starter motor		8	604,990)1–POLIG/1–POLE	00
										SN–2300044479	00
	–	–	–	–		•Det se sida 60, 4-C13	•Comp page 60, 4-C13				01
	1	–	–	–	859553-0	Startmotor	Starter motor		8	640,990)2–POLIG/2–POLE	01
										SN2300044299–	01
										SN–2300051509	01
	–	1	–	–	859553-0	Startmotor	Starter motor		8	640,990)2–POLIG/2–POLE	01
										SN2300044480–	
										SN–2300051509	
	–	–	–	–		•Det se sida 62, 4-C15	•Comp page 62, 4-C15				
	1	1	–	–	872241-5	Startmotor	Starter motor			990)1–POLIG/1–POLE	02
										SN2300051510–	02
	–	–	–	–		•Det se sida 64, 4-C17	•Comp page 64, 4-C17				03
1a	1	1	–	–	968048-9	Jordledning	Ground cable			FÖR/FOR 859553	
1b	1	1	–	–	968862-3	Mutter	Nut			FÖR/FOR 859553	
2	2	2	–	–	959257-7	Skruv	Screw			L=40MM	
3	2	2	–	–	940280-1	Fjädrande bricka	Resilient washer				0
4	2	2	–	–	943194-1	Bricka	Washer				04
5	1	1	–	–		Växelströmsgenerator	Alternator and			SE SIDA 46, 4-B23	04
						med monteringsdetaljer	installation comps				04
6	1	1	–	–	840672-0	Konsol	Bracket				04
7	2	2	–	–	941793-2	Skruv	Screw			L=12MM	04
8	1	1	–	–	824823-9	Säkringsdosa	Fuse box				05
9	1	1	–	–	955247-2	Skruv	Screw			L=20MM	05
9a	1	1	–	–	955780-2	Mutter	Nut				05
10	1	1	–	–	876037-3	Relä	Relay			12V/30A	05
11	1	–	–	–	840694-4	Kabelstock	Cable unit			479)	05
	–	1	–	–	858126-6	Kabelstock	Cable unit			492)FÖR/FOR W	06
	1	–	–	–	858524-2	Kabelstock	Cable unit			488,625)FÖR/FOR W,	06
										DE LUXE	06
	–	1	–	–	858524-2	Kabelstock	Cable unit			491,626)FÖR/FOR W,	06
										DE LUXE	06
	1	–	–	–	858126-6	Kabelstock	Cable unit			486)FÖR/FOR W	07
	ERF	ERF	–	–		•Kablar och kabelskor	•Cables and terminals			SE SIDA 104, 4-E09	07
12	4	4	–	–	955119-3	Skruv	Screw				
13	1	1	–	–	970945-2	Skruv	Screw				
13a	1	1	–	–	940109-2	Låsbricka	Washer				
14	ERF	ERF	–	–	846648-4	Förlängningskabel	Extension cable			L=3000MM	08
	ERF	ERF	–	–	846649-2	Förlängningskabel	Extension cable			L=5000MM	08
	ERF	ERF	–	–	846650-0	Förlängningskabel	Extension cable			L=7000MM	08
15	1	–	–	–	840922-9	Instrumenttavla	Instrument panel		8	474)ERS AV 858870	
	–	–	–	–		•Det se sida 88, 4-D17	•Comp page 88, 4-D17				

474. Produktnr.867811,867812,867813. Product No.867811,867812,867813.
479. Prodnr.867811,867812,867813,867818,867819,867820. 868100,868101 Prod No.867811,867812,867813,867818,867819,867820. 868100,868101
486. Produktnr.867809,868005,868041,868042,868102,868104, 868105,868106 Product No.867809,868005,868041,868042,868102,868104, 868105,868106
488. Produktnr.868013,868103 Product No.868013,868103
491. Produktnr.868014,868099. Product No.868014,868099.
492. Produktnr.867814,867815,867816,868030,868091,868109 868110 Product No.867814,867815,867816,868030,868091,868109 868110
604. Ersatt av startmotor 859553 + jordkabel 968048 + mutter 945408. Replaced by starter 859553 + ground cable 968048 + nut 945408.
625. Produktnr.868222. Product No.868222.
626. Produktnr.868226. Product No.868226
640. Ersatt av 1–polig startmotor 872241. Jordledning 968048 skall ej användas när 1–polig startmotor är monterad. Replaced by 1–pole starter motor 872241. Ground cable 968048 should not be used when 1–pole starter motor is mounted
990. Finns även som bytesenhet. Also available as an exchange part.

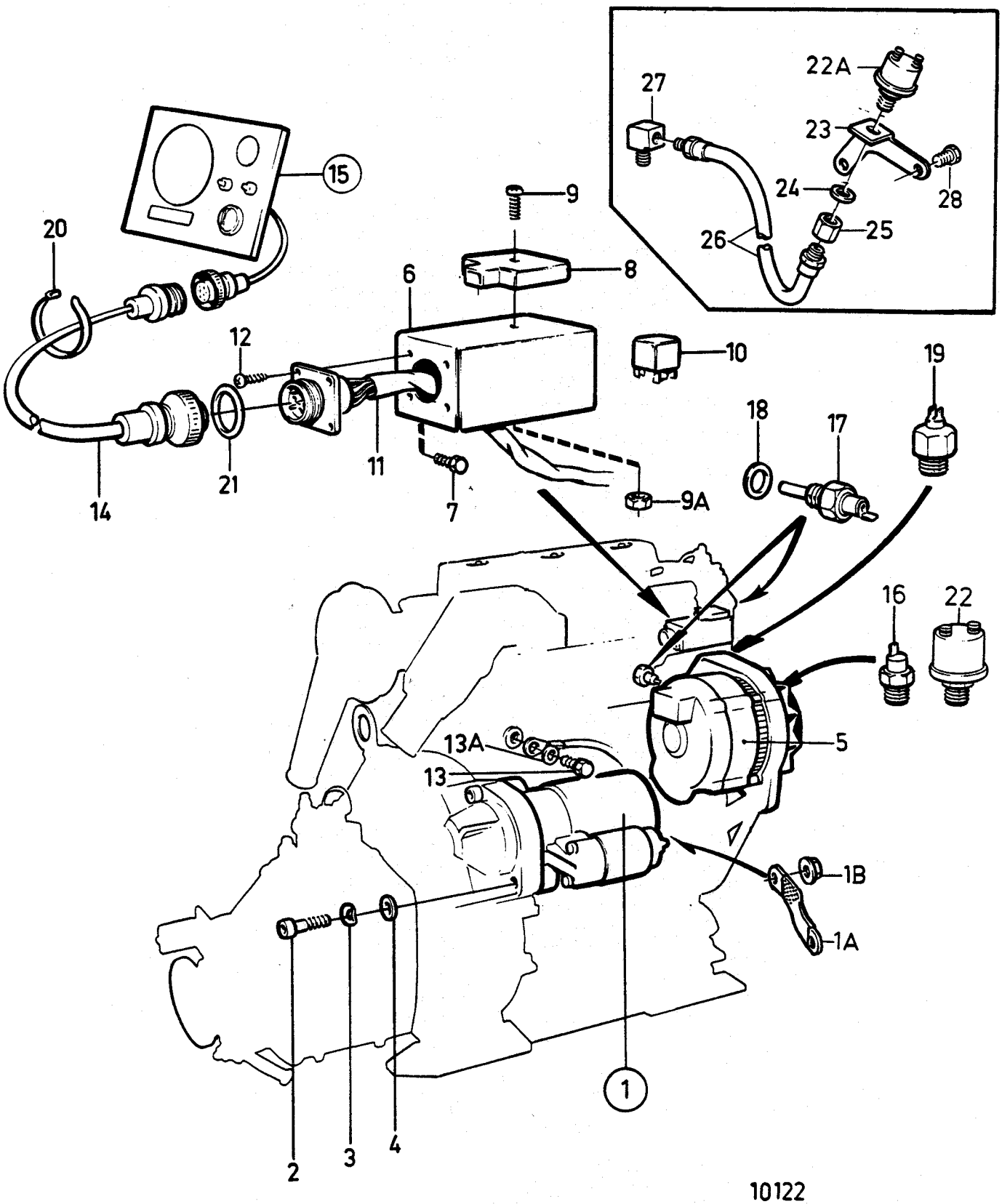
22A
27
23
24
28
26
25
15
9
20
8
6
12
10
19
18
17
9A
14
21
11
7
16
22
13A
5
13
1B
1A
1
2
3
4
10122

Sida Page	Grupp Group	Elsystem och Instrument / 1–poligt elsystem / 2003,2003T	Electrical system and Instruments / 1–pole electrical system	Illustration 10122 1993–04
18	3			

Pos Fig	Antal/Quantity 2003	2003 T			Artikel nr Part No	Benämning	Description	Sats Kit	BPSR	Anmärkning Notes
	1	–	–	–	858870-9	Instrumenttavla	Instrument panel			
	–	–	–	–		•Det se sida 90, 4-D19	•Comp page 90, 4-D19			
	1	–	–	–	858017-7	Instrumenttavla	Instrument panel		8	475,508)
	–	–	–	–		•Det se sida 92, 4-D21	•Comp page 92, 4-D21			
	1	–	–	–	858127-4	Instrumenttavla	Instrument panel		8	477)ERS AV 858871
	–	–	–	–		•Det se sida 92, 4-D21	•Comp page 92, 4-D21			
	–	1	–	–	858127-4	Instrumenttavla	Instrument panel		8	565)ERS AV 858871
	–	–	–	–		•Det se sida 92, 4-D21	•Comp page 92, 4-D21			
	1	–	–	–	858871-7	Instrumenttavla	Instrument panel		8	485)ERS AV 859058
	–	–	–	–		•Det se sida 92, 4-D21	•Comp page 92, 4-D21			
	1	–	–	–	858238-9	Instrumenttavla	Instrument panel		8	504)ERS AV 859059
	–	–	–	–		•Det se sida 84, 4-D13	•Comp page 84, 4-D13			
	1	–	–	–	859058-0	Instrumenttavla	Instrument panel			499)
	–	–	–	–		•Det se sida 100, 4-E05	•Comp page 100, 4-E05			
	–	1	–	–	858238-9	Instrumenttavla	Instrument panel		8	505)ERS AV 859059
	–	–	–	–		•Det se sida 84, 4-D13	•Comp page 84, 4-D13			
	1	–	–	–	859059-8	Instrumenttavla	Instrument panel		8	503)SN–2300042641 ERS AV 864038
	–	–	–	–						
	–	–	–	–		•Det se sida 84, 4-D13	•Comp page 84, 4-D13			
	1	–	–	–	864038-5	Instrumenttavla	Instrument panel			503,625)SN2300042642–
	–	–	–	–		•Det se sida 86, 4-D15	•Comp page 86, 4-D15			
	–	1	–	–	859058-0	Instrumenttavla	Instrument panel			502)
	–	–	–	–		•Det se sida 100, 4-E05	•Comp page 100, 4-E05			
	–	1	–	–	859059-8	Instrumenttavla	Instrument panel		8	506)SN–2300042503 ERS AV 864038
	–	–	–	–						
	–	–	–	–		•Det se sida 84, 4-D13	•Comp page 84, 4-D13			
	–	1	–	–	864038-5	Instrumenttavla	Instrument panel			506,626)SN2300042504–
	–	–	–	–		•Det se sida 86, 4-D15	•Comp page 86, 4-D15			
16	1	1	–	–	1324750-7	Oljetrycksvakt	Oil pressure contact			
17	1	1	–	–	833927-7	Temperaturvakt	Thermoswitch control			
	1	–	–	–	840345-3	Tempgivare/vakt	Temp sensor/contact			488,625)DE LUXE
	–	1	–	–	840345-3	Tempgivare/vakt	Temp sensor/contact			491,626)DE LUXE
18	1	1	–	–	947624-3	Packning	Gasket	S		
19	1	1	–	–	1502028-2	Varvtalsgivare	Tachometer sensor			TID UTF
20	ERF	ERF	–	–	948210-0	Buntband	Clamping band			
21	ERF	ERF	–	–	846615-3	Tätningsring	Seal ring			
22	1	–	–	–	366906-6	Oljetrycksgivare	Oil pressure sensor			625)DE LUXE
	–	1	–	–	366906-6	Oljetrycksgivare	Oil pressure sensor			626)DE LUXE
22a	1	–	–	–	366906-6	Oljetrycksgivare	Oil pressure sensor			488)DE LUXE
	–	1	–	–	366906-6	Oljetrycksgivare	Oil pressure sensor			491)DE LUXE
23	1	–	–	–	858858-4	Konsol	Bracket			488)DE LUXE
	–	1	–	–	858858-4	Konsol	Bracket			491)DE LUXE
24	1	–	–	–	960148-5	Bricka	Washer			488)DE LUXE
	–	1	–	–	960148-5	Bricka	Washer			491)DE LUXE
25	1	–	–	–	828805-2	Nippel	Nipple			488)DE LUXE

475. Produktnr.867818,867819,867820. Product No.867818,867819,867820.
477. Produktnr.867809,868041,868042 Product No.867809,868041,868042
485. Prodnr.868005. Prod No.868005.
488. Produktnr.868013,868103 Product No.868013,868103
491. Produktnr.868014,868099. Product No.868014,868099.
499. Produktnr.868101,868102,868104,868105,868106,868100 Product No.868101,868102,868104,868105,868106,868100
502. Produktnr.868091,868109,868110 Product No.868091,868109,868110
503. Produktnr.868103 Product No.868103
504. Produktnr.868013 Product No.868013
505. Produktnr.868014 Product No.868014
506. Produktnr.868099 Product No.868099
508. Ersatt av instrumenttavla 858871 och konverteringssats 876139 Replaced by instrument panel 858871 and conversion kit 876139
565. Produktnr.867814,867815,867816. Product No.867814,867815,867816.
625. Produktnr.868222. Product No.868222.
626. Produktnr.868226. Product No.868226

Sida Page	Grupp Group	Elsystem och Instrument / 1–poligt elsystem / 2003,2003T	Electrical system and Instruments / 1–pole electrical system	Illustration 10122 1993–04
20	3			

Pos Fig	Antal/Quantity 2003	2003 T			Artikel nr Part No	Benämning	Description	Sats Kit	B P S R	Anmärkning Notes
	–	1	–	–	828805-2	Nippel	Nipple			491)DE LUXE
26	1	–	–	–	344624-2	Slang	Hose			488)DE LUXE
	–	1	–	–	344624-2	Slang	Hose			491)DE LUXE
27	1	–	–	–	180110-9	Vinkelnippel	Angle nipple			488)DE LUXE
	–	1	–	–	180110-9	Vinkelnippel	Angle nipple			491)DE LUXE
28	2	–	–	–	955301-7	Skruv	Screw			488)DE LUXE
	–	2	–	–	955301-7	Skruv	Screw			491)DE LUXE

488. Produktnr.868013,868103 Product No.868013,868103
491. Produktnr.868014,868099. Product No.868014,868099.

Sida Page	Grupp Group	Växelströmsgenerator med monteringsdetaljer	Alternator with installation components	Illustration	07
46	3	2002,2002AG,2003,2003AG,2003T		10444 1993–04	

Pos Fig	Antal/Quantity				Artikel nr Part No	Benämning	Description	Sats Kit	B P S R	Anmärkning Notes	
1	1	–	–	–	841765-1	Växelströmsgenerator	Alternator		8	598)SN–20506	00
	–	–	–	–		Det se sida 52, 4-C05	Comp page 52, 4-C05				00
	1	–	–	–	858838-6	Växelströmsgenerator	Alternator		8	598,990)SN20507–	00
	–	–	–	–		Det se sida 54, 4-C07	Comp page 54, 4-C07				00
2	1	–	–	–	841811-3	Remskiva	Pulley				01
3	1	–	–	–	858047-4	Skruv	Screw			L=70MM	01
4	1	–	–	–	941908-6	Fjädrande bricka	Resilient washer				01
5	1	–	–	–	840593-8	Spännjärn	Tension iron			527)	01
6	1	–	–	–	955301-7	Skruv	Screw			527)L=55MM	01
7	1	–	–	–	941907-8	Fjädrande bricka	Resilient washer			527)	01
8	1	–	–	–	955298-5	Skruv	Screw			L=40MM	
9	1	–	–	–	960141-0	Bricka	Washer				
10	1	–	–	–	963106-0	Mutter	Nut				02
11	1	–	–	–	966900-3	Kilrem	Drive belt			2002,2002AG,2003	02
	1	–	–	–	966906-0	Kilrem	Drive belt			528)2002,2002AG,	02
	–	–	–	–						2003,2003AG	
	1	–	–	–	966906-0	Kilrem	Drive belt			2003T	

527. Ej för motorer med cirkulationspump Not for engines with circulation pump
528. För motor med cirkulationspump(färskvattenkylning) For engine with circulation pump(fresh water cooling)
598. För 12 volts elsystem. For 12 voltage electric system.
990. Finns även som bytesenhet. Also available as an exchange part.

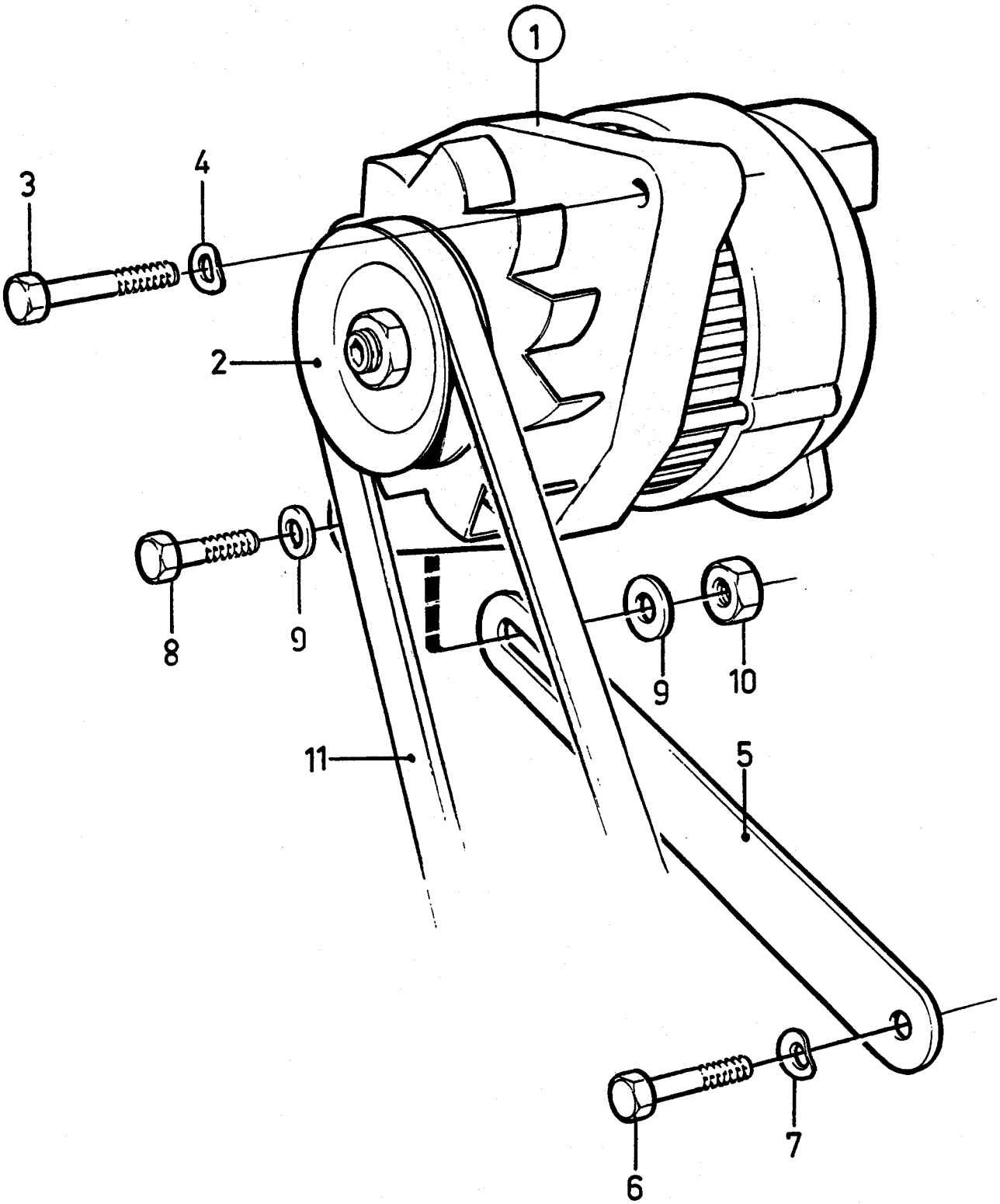

10444

Sida Page	Grupp Group		Illustration
52	3	Växelströmsgenerator Alternator	10413 1993–04

Pos Fig	Antal/Quantity 841 765				Artikel nr Part No	Benämning	Description	Sats Kit	B P S R	Anmärkning Notes
1	1	–	–	–	841765-1	Växelströmsgenerator	Alternator		8	598)14V 50A
2	1	–	–	–		•Rotor	•Rotor		8	
3	1	–	–	–	848401-6	•Stator	•Stator			
4	1	–	–	–	6212688-3	•Monteringssats	•Mounting kit			(840620)
5	1	–	–	–	840621-7	•Fläkt	•Fan			
6	1	–	–	–		•Gavel	•Housing		8	
7	1	–	–	–	860432-4	••Kullager	••Ball bearing			(848402)
8	1	–	–	–		•Hus	•Housing		8	
9	1	–	–	–	840625-8	•Monteringssats	•Mounting kit		8	
10	1	–	–	–	840626-6	•Skruvsats	•Screw kit			
11	1	–	–	–	1696944-6	•Diodbrygga	•Diode bridge			(859419)(6212687)
12	1	–	–	–	840629-0	•Lagerhållare	•Bearing holder			
13	1	–	–	–	840630-8	•Kullager	•Ball bearing			
14	1	–	–	–	840631-6	•Gavel	•Cover			
15	1	–	–	–	840633-2	•Regulator	•Governor		8	ERS AV 858840
	1	–	–	–	858840-2	•Regulator med borsthållare	•Governor with brush holder			
16	6	–	–	–	859312-1	••Skruv	••Screw			
17	1	–	–	–	840632-4	•Borsthållare	•Brush retainer			
17a	2	–	–	–	859312-1	••Skruv	••Screw			
18	1	–	–	–	955779-4	•Mutter	•Nut			(M4)W
	2	–	–	–	965483-1	•Flänsmutter	•Flange nut			(M5)–,61
	1	–	–	–	945407-5	•Flänsmutter	•Flange nut			(M6)+
19	1	–	–	–	941904-5	•Fjädrande bricka	•Resilient washer			(FÖR/FOR M4)W
20	1	–	–	–	840634-0	•Styrning	•Guide			

598. För 12 volts elsystem. For 12 voltage electric system.

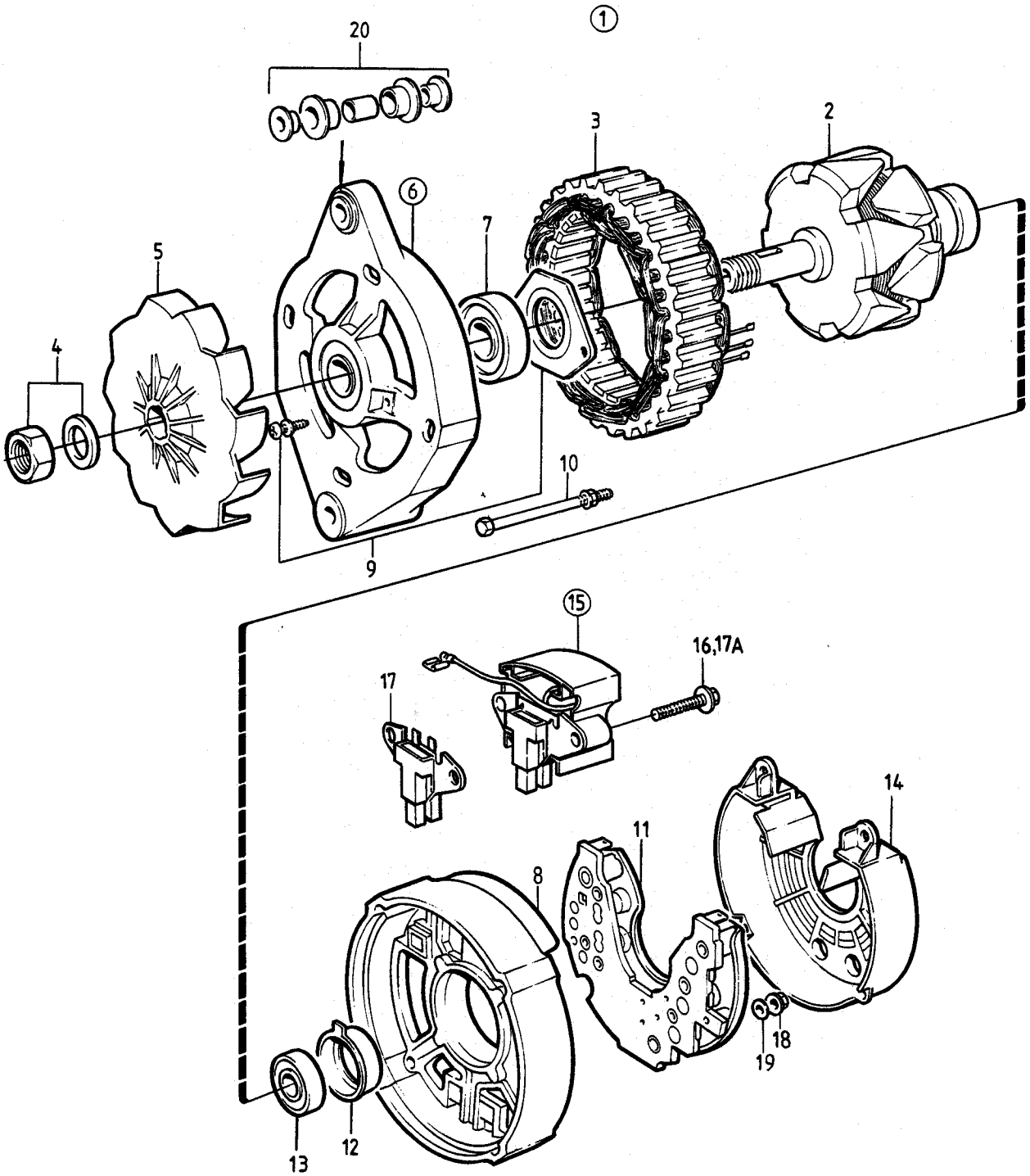

10413

7 60/62/64/66/70

Sida Page	Grupp Group	Startmotor 1–polig	Starter motor 1–pole	Illustration	11
58	3			7503 1993–04	

Pos Fig	Antal/Quantity 840 901	872 887			Artikel nr Part No	Benämning	Description	Sats Kit	B P S R	Anmärkning Notes
1	1	–	–	–	840901-3	Startmotor	Starter motor			990)12V
	–	1	–	–	872887-5	Startmotor	Starter motor			12V
2	1	1	–	–	840991-4	.Rotor	.Rotor		8	
3	1	1	–	–	1276450-2	.Justerbrickssats	.Adjust. washer kit			
4	1	1	–	–		..Bricka	..Washer	S	8	TJ=2,0MM
5	2	2	–	–		..Bricka	..Washer	S	8	TJ=0,3MM
6	1	1	–	–		..Spårryttare	..Locking washer	S	8	
7	1	1	–	–	840814-8	.Drevstoppsats	.Pinion stopper set			
8	1	1	–	–		..Anslagsring	..Pinion stopper	S	8	
9	1	1	–	–		..Låsring	..Circlip	S	8	
10	1	1	–	–	840992-2	.Fältlindning	.Field winding			
11	4	4	–	–	840993-0	..Skruv	..Screw			
12	2	2	–	–	840994-8	..Elborste +	..Carbon brush +			
13	1	1	–	–	840995-5	.Kommutatorlager	.Commutator bearing			
14	1	1	–	–	1276456-9	..Bussning	..Bushing			
15	1	1	–	–	840996-3	.Borsthållarplatta	.Brush holder			
16	2	2	–	–	840997-1	..Elborste –	..Carbon brush –			
17	3	3	–	–	840818-9	..Borstfjäder	..Brush spring			
18	1	1	–	–	840998-9	.Startdrev	.Starter pinion			
19	1	1	–	–	840999-7	.Drivlager	.Drive end bearing			
20	1	1	–	–	1276462-7	..Bussning	..Bushing			
21	1	1	–	–	858000-3	.Packningssats	.Packing kit			
22	1	1	–	–		..Packning	..Dust cover	S	8	TJ=0,8MM
23	1	1	–	–		..Packning	..Dust cover	S	8	TJ=0,5MM
24	1	1	–	–		..Packning	..Dust cover	S	8	
25	1	1	–	–		..Skyddskåpa	..Casing	S	8	
26	1	1	–	–	858001-1	.Kopplingsarm	.Shift lever			
27	1	1	–	–		..Arm	..Lever	S	8	
28	1	1	–	–		..Fjäder	..Spring	S	8	
29	1	1	–	–	858002-9	.Manövermagnet	.Magnetic switch			
30	2	2	–	–	858003-7	.Skruv	.Screw			
31	2	2	–	–		.Fjäderbricka	.Spring washer		8	
32	2	2	–	–	858004-5	.Skruv	.Screw			
33	2	2	–	–		.Fjäderbricka	.Spring washer		8	
34	1	1	–	–	1276468-4	.Skruvsats	.Screw kit			
35	2	2	–	–		..Skruv	..Screw	S	8	
36	1	1	–	–	1276469-2	.Mittlagring	.Center bearing			
37	1	1	–	–	1276470-0	.Bussning	.Bushing			
38	1	1	–	–	840824-7	.Gummikåpa	.Rubber cover			

990. Finns även som bytesenhet. Also available as an exchange part.

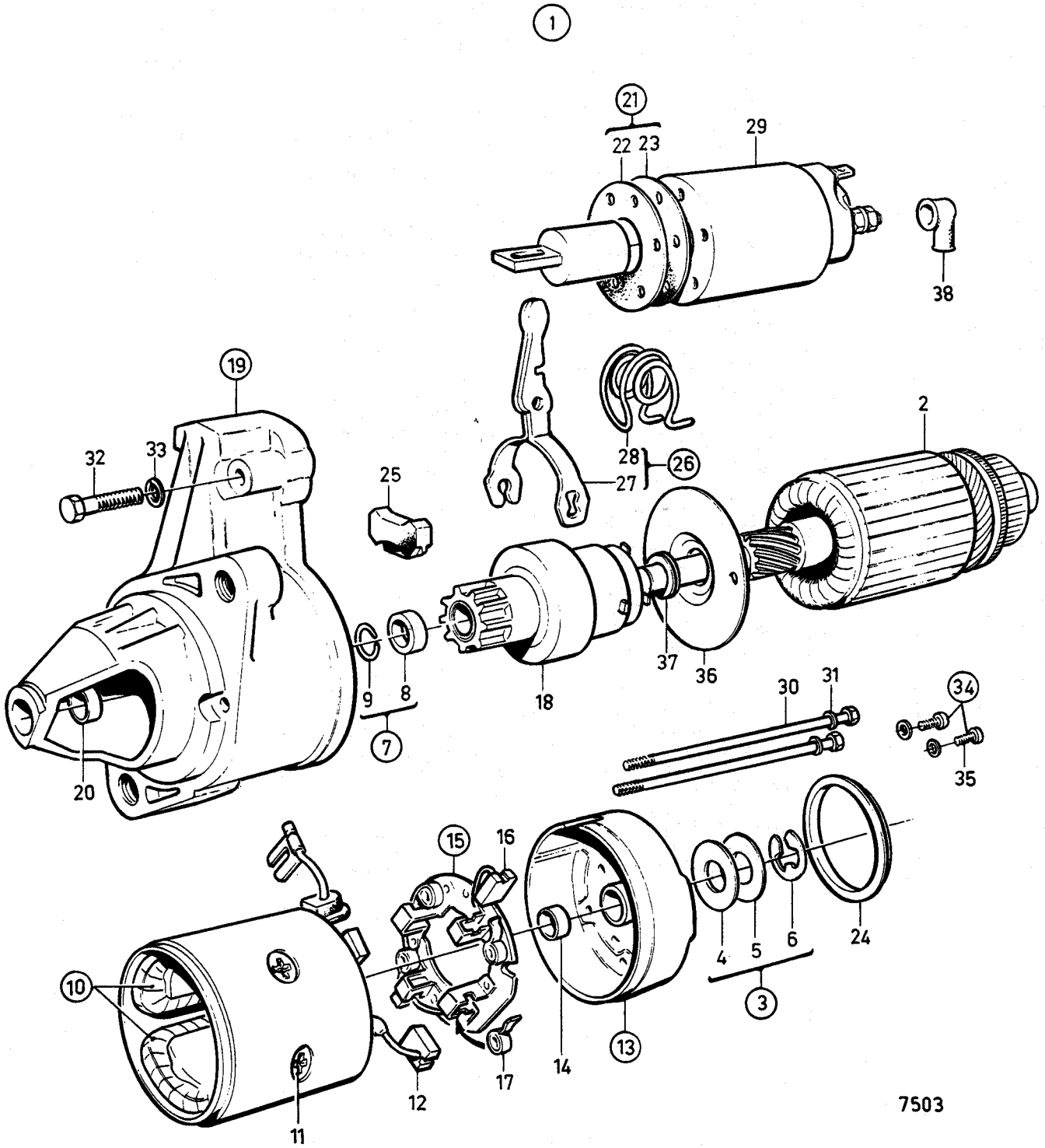
1
21
22
23
29
38
19
32
33
25
28
26
27
2
20
9
8
7
18
37
36
30
31
34
35
15
16
10
12
17
14
13
4
5
6
24
3
11
7503

Sida Page	Grupp Group	Instrumenttavla 12V / Instrument panel 12V	Illustration
92	3	2002,2003,2003T	8295 1993–04

Pos Fig	Antal/Quantity 858 127	858 017	858 871		Artikel nr Part No	Benämning	Description	Sats Kit	B P S R	Anmärkning Notes
1	1	–	–	–	858127-4	Instrumenttavla	Instrument panel		8	468)2002,2003,2003T
	–	1	–	–	858017-7	Instrumenttavla	Instrument panel		8	468,508)2002,2003
	–	–	1	–	858871-7	Instrumenttavla	Instrument panel		8	469)2002,2003
2	1	1	–	–	858646-3	•Instrumentpanel	•Instrument panel			(828583)
	–	–	1	–	858646-3	•Instrumentpanel	•Instrument panel			
3	1	–	1	–	840886-6	•Varvräknare	•Tachometer		8	ERS AV 858557 SE GRUPP 9
	–	1	–	–	828602-3	•Varvräknare	•Tachometer		8	ERS. AV 858557 SE GRUPP 9
	–	–	–	–						
	1	1	1	–	858557-2	•Varvräknare	•Tachometer			
3a	1	1	1	–	941904-5	••Bricka	••Washer			
3b	1	1	1	–	955779-4	••Mutter	••Nut			
4	1	–	1	–	828558-7	••Fästring	••Attachment ring			
	–	1	–	–	828558-7	•Fästring	•Attachment ring			
5	1	1	–	–	858644-8	•Frontring	•Front ring			(828559)
	–	–	1	–	858644-8	•Frontring	•Front ring			
6	1	1	1	–	19923-2	•Glödlampa	•Bulb			
7	1	1	1	–	808175-4	•Lamphållare	•Bulb holder			
8	1	1	1	–	828778-1	•Startlås	•Ignition lock			
9	2	2	2	–	828676-7	••Nyckel	••Key			
10	1	1	1	–	1581184-7	•Rundmutter	•Nut			
11	1	1	1	–	828587-6	•Larm	•Alarm			
12	1	1	1	–	828584-3	•Tryckströmbrytare	•Switch			ALARM
	1	1	1	–	828585-0	•Tryckströmbrytare	•Switch			BELYSNING/LIGHTING
13	2	2	2	–	828586-8	•Mutter	•Nut			
14	1	1	–	–	858645-5	•Symbolskiva	•Symbolic plate			(828560)
	–	–	1	–	858645-5	•Symbolskiva	•Symbolic plate			
15	1	1	1	–	828783-1	•Elektronikenhet	•Electronic unit			
16	4	4	4	–	19923-2	•Glödlampa	•Bulb			
17	1	1	1	–	828784-9	•Reflektor	•Reflector			
18	2	2	2	–	941615-7	•Skruv	•Screw			
19	2	2	2	–	941904-5	•Bricka	•Washer			
20	1	1	1	–	949947-6	•Skruv	•Screw			
21	1	1	1	–	941904-5	•Bricka	•Washer			
22	4	4	4	–	828647-8	•Skruv	•Screw			
23	ERF	ERF	–	–		•Kablar och kabelskor	•Cables and terminals			SE SIDA 104, 4-E09
	–	–	1	–	828648-6	•Kabelsats	•Cable unit			
24	1	–	1	–	858795-8	•Skyddskåpa	•Protecting cap			
25	–	–	ERF	–	876139-7	Ombyggnadssats W	Conversion kit W			
26	–	–	1	–	955779-4	•Mutter	•Nut			
27	–	–	1	–	941904-5	•Bricka	•Washer			
28	–	–	1	–	941881-5	•Flatstift	•Flat pin			

468. Guldfärgad dekorstripe. Gold coloured decor stripe.
469. Vit dekorstripe. White coloured decor stripe.
508. Ersatt av instrumenttavla 858871 och konverteringssats 876139 Replaced by instrument panel 858871 and conversion kit 876139

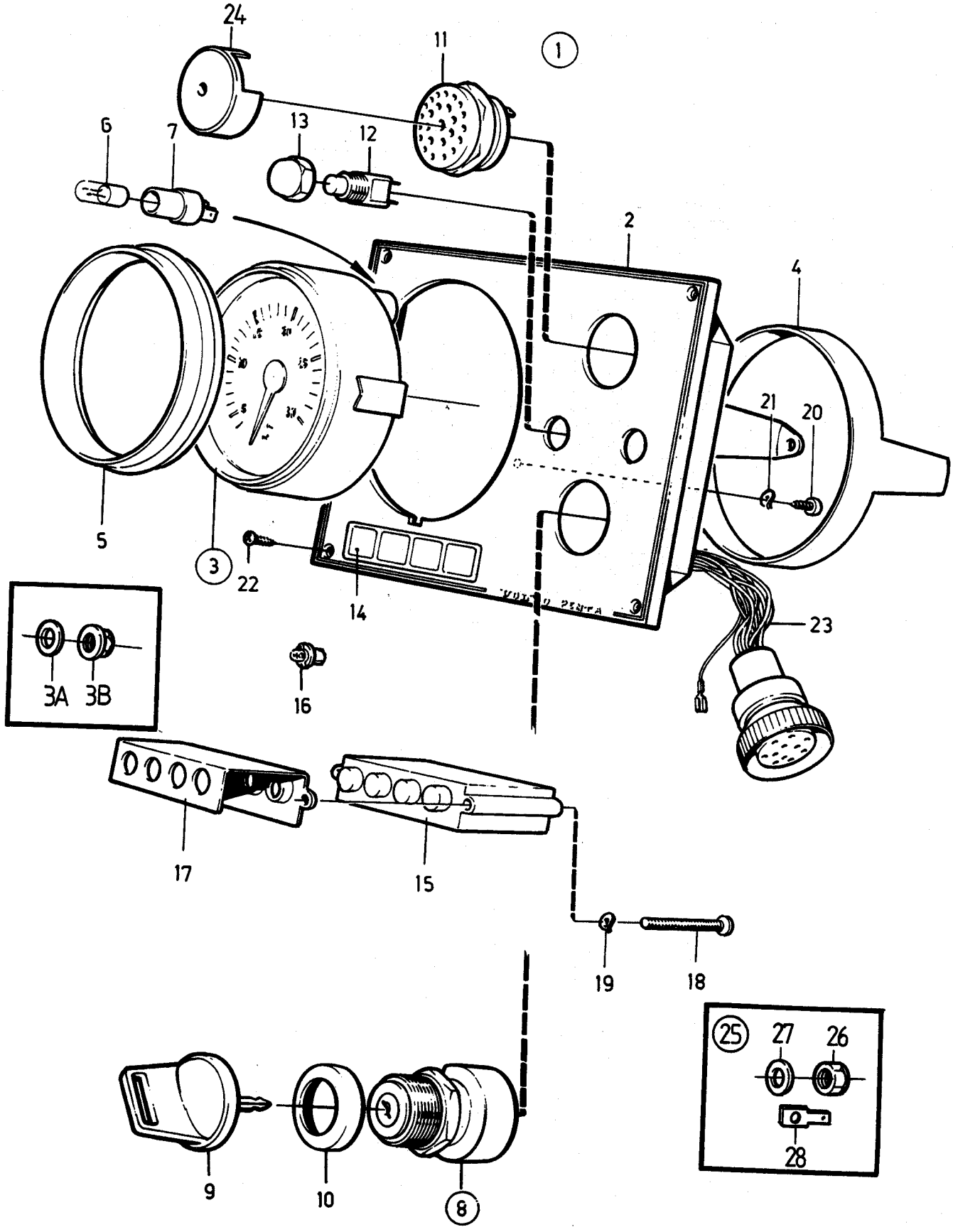
24
11
1
6
7
13
12
2
4
21
20
5
3
22
14
23
3A
3B
16
17
15
19
18
25
27
26
28
9
10
8

8295

Sida Page	Grupp Group		Illustration
2	4a	Anslutningsdetaljer / Connecting components backslag MS2B–R, MS2B–L / reverse gear MS2B–R, MS2B–L 2001,2001B,2002,2002B,2002D,2003,2003B,2003D,2003T,2003TB	11031 1993–04

Pos Fig	Antal/Quantity				Artikel nr Part No	Benämning	Description	Sats Kit	B P S R	Anmärkning Notes	
1	1	–	–	–		Backslag MS2B–R	Reverse gear MS2B–R			UTV 2,37:1	002
	–	–	–	–		•Detaljer	•Components			SE GRUPP 4B	004
	1	–	–	–		Backslag MS2B–R	Reverse gear MS2B–R			UTV 3,02:1	006
	–	–	–	–		•Detaljer	•Components			SE GRUPP 4B	008
	1	–	–	–		Backslag MS2B–L	Reverse gear MS2B–L			UTV 2,30:1,	009
	–	–	–	–		•Detaljer	•Components			SE GRUPP 4B	009
2	1	–	–	–	840714-0	Lock	Cover			SE GRUPP 2A	010
3	6	–	–	–	970950-2	Skruv	Screw			(955320)	011
4	6	–	–	–	941908-6	Fjädrande bricka	Resilient washer				01
5	2	–	–	–	840509-4	Slanganslutning	Hose connection				
6	4	–	–	–	955270-4	Skruv	Screw				
7	4	–	–	–	941906-0	Fjädrande bricka	Resilient washer				02
8	2	–	–	–	418445-3	Packning	Gasket	S		(831960)	02
9	ERF	–	–	–	952969-4	Gummislang	Rubber hose				02
10	4	–	–	–	961665-7	Slangklamma	Hose clamp				02
11	1	–	–	–	840802-3	Rör	Pipe			221)2001,2001B	
	1	–	–	–	840749-6	Rör	Pipe			221)2002,2002B,2002D, 2003,2003B,2003D	
	1	–	–	–	858162-1	Rör	Pipe			221)2003T,2003TB	03
										SE GRUPP 2B	03

221. Backslag–Sjövattenpump Reverse gear–Sea water pump

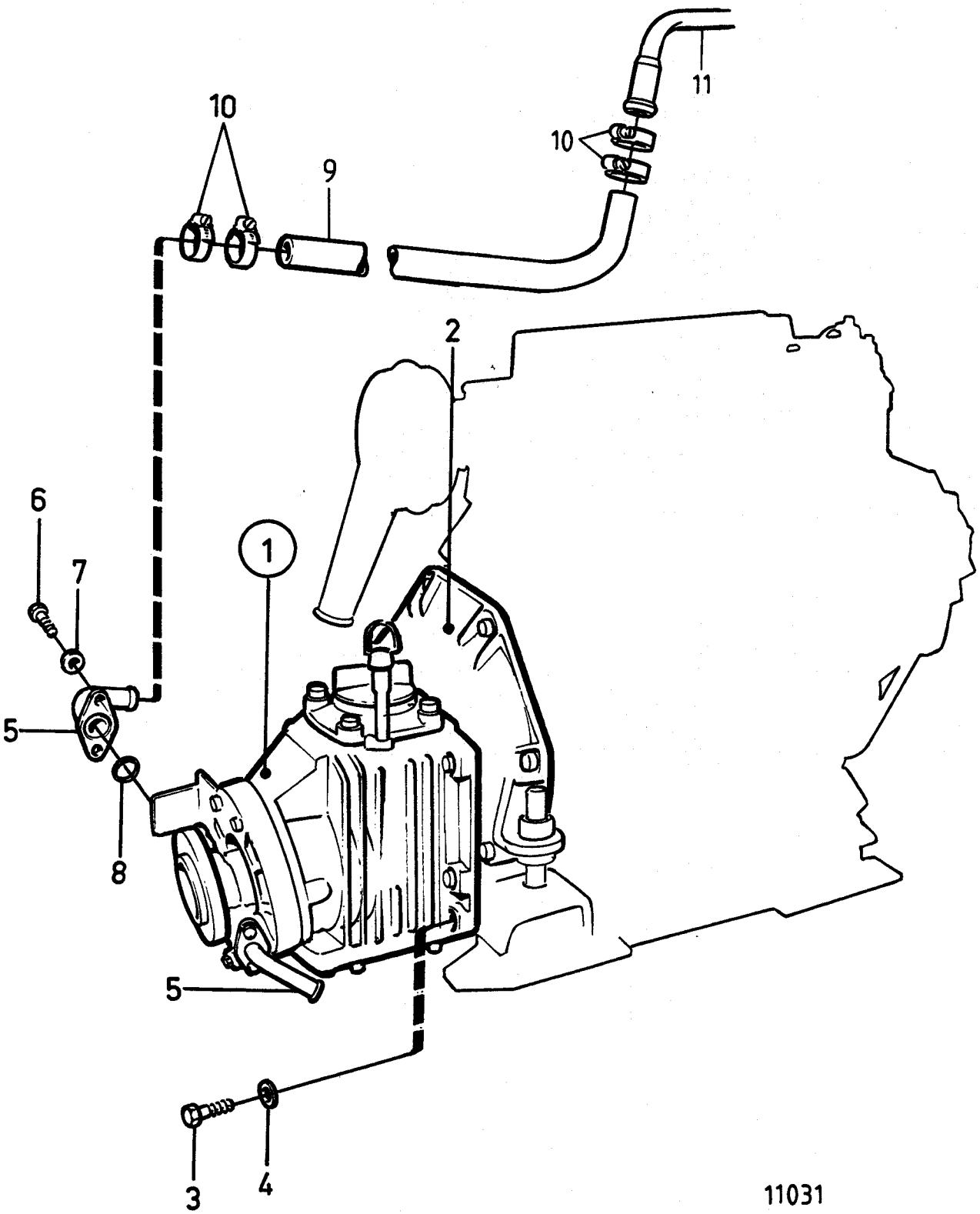
11
10
10
9
2
6
7
1
5
8
5
3
4
11031

Sida Page	Grupp Group	Backslag MS2B–R	Reverse gear MS2B–R	Illustration
2	4b	GEM		8960 1993–04

Pos Fig	Antal/Quantity				Artikel nr Part No	Benämning	Description	Sats Kit	B P S R	Anmärkning Notes
1	1	–	–	–	852715-2	Backslag MS2B–R	Reverse gear MS2B–R		8	17)UTV 2,37:1
	1	–	–	–	852730-1	Backslag MS2B–R	Reverse gear MS2B–R			UTV 2,37:1
										ERS AV 872829
	–	1	–	–	872802-4	Backslag MS2B–R	Reverse gear MS2B–R		8	18)UTV 2,37:1
	–	1	–	–	872829-7	Backslag MS2B–R	Reverse gear MS2B–R			UTV 2.37:1
	–	–	1	–	852716-0	Backslag MS2B–R	Reverse gear MS2B–R		8	19)UTV 3.02:1
	–	–	1	–	852731-9	Backslag MS2B–R	Reverse gear MS2B–R			UTV 3,02:1
										ERS AV 872830
	–	–	–	1	872803-2	Backslag MS2B–R	Reverse gear MS2B–R		8	20)UTV 3.02:1
	–	–	–	1	872830-5	Backslag MS2B–R	Reverse gear MS2B–R			UTV 3.02:1
2	1	1	1	1	852726-9	·Övre växelhus	·Upper gear housing			
3	1	1	1	1	852524-8	·Lock	·Cover			
4	1	1	1	1	949962-5	·O–ring	·O–ring	S		
5	1	1	1	1	851754-2	·Lock	·Cap			
6	1	1	1	1	1664473-4	·O–ring	·O–ring	S		
7	4	4	4	4	946671-5	·Skruv	·Screw			
8	1	1	1	1	851616-3	·Kugghjulssats	·Set of gears			
9	1	1	1	1	851621-3	·Ledskiva	·Disc			
10	1	–	1	–	851619-7	·Lagerbox	·Bearing unit			21)ERS AV 872710
	–	1	–	1	872710-9	·Lagerbox	·Bearing unit			
11	1	1	1	1	181302-1	·Ytterring	·Outer rage			
12	1	1	1	1	181301-3	·Innerring	·Inner ring			
13	1	1	1	1	183750-9	·Ytterring	·Outer ring			
14	1	1	1	1	183752-5	·Innerring	·Inner ring			
15	1	1	1	1	852485-2	·Mutter	·Nut			
16	1	1	1	1	851755-9	·Tätningsring	·Seal ring	S		
17	1	1	1	1	925093-7	·O–ring	·O–ring	S		
18	6	6	6	6	940101-9	·Skruv	·Screw			
19	ERF	ERF	ERF	ERF	851622-1	·Justerbricka	·Shim			TJ=0,10 MM
	ERF	ERF	ERF	ERF	851623-9	·Justerbricka	·Shim			TJ=0,15 MM
	ERF	ERF	ERF	ERF	851624-7	·Justerbricka	·Shim			TJ=0,35 MM
20	2	2	2	2	851756-7	·Lager	·Bearing			
21	2	2	2	2	852190-8	·Låsring	·Lock ring			
22	1	1	1	1	851626-2	·Skjuthylsa	·Sliding sleeve			
23	1	1	1	1	852527-1	·Axel	·Shaft			
24	1	1	1	1	941835-1	Justerbricka	Shim			TJ=0,05MM
	1	1	1	1	852184-1	Justerbleck	Washer			TJ=0,05MM
	ERF	ERF	ERF	ERF	84219-5	·Justerbricka	·Shim			TJ=0,10 MM
	ERF	ERF	ERF	ERF	949776-9	·Justerbricka	·Shim			TJ=0,15 MM
	ERF	ERF	ERF	ERF	84218-7	·Mellanlägg	·Spacer			TJ=0,35 MM
25	2	2	2	2	852079-3	·Låsbricka	·Washer			
26	2	2	2	2	852311-0	·Bricka	·Washer			
27	2	2	2	2	852317-7	·Bricka	·Washer			
28	2	2	2	2	852213-8	·Tallriksfjäder	·Spring			
29	6	6	6	6	852080-1	·Fjäder	·Spring			
30	4	4	4	4	851629-6	·Låsringshalva	·Lock ring half			
31	2	2	2	2	851757-5	·Nållager	·Needle bearing			
32	1	1	1	1	851661-9	·Växlingsmekanism	·Gearshift mechanism			
33	1	1	1	1	851662-7	··Lagerhus	··Housing			
34	1	1	1	1	897816-5	··Excenterkolv	··Eccentric piston			
35	1	1	1	1	851664-3	··Glidsko	··Sliding shoe			
36	1	1	1	1	925065-5	··Tätning	··Seal	S		
37	1	1	1	1	814184-8	··Fjäder	··Spring			
38	1	1	1	1	897711-8	··Skruv	··Screw			
39	ERF	ERF	ERF	ERF	897871-0	··Justerbricka	··Shim			TJ=0,20 MM

17. Ersatt som reservdel av backslag 852730. Replaced as a spare part by reverse gear 852730.
18. Ersatt som reservdel av backslag 872829. Replaced as a spare part by reverse gear 872829.
19. Ersatt som reservdel av backslag 852731. Replaced as a spare part by reverse gear 852731.
20. Ersatt som reservdel av backslag 872830. Replaced as a spare part by reverse gear 872830.
21. Lagerbox 851619 får ej användas tillsammans med svängningsdämpare 872809. Se grupp 2a. Bearing unit 851619 should not be used together with vibration damper 872809. See group 2a.

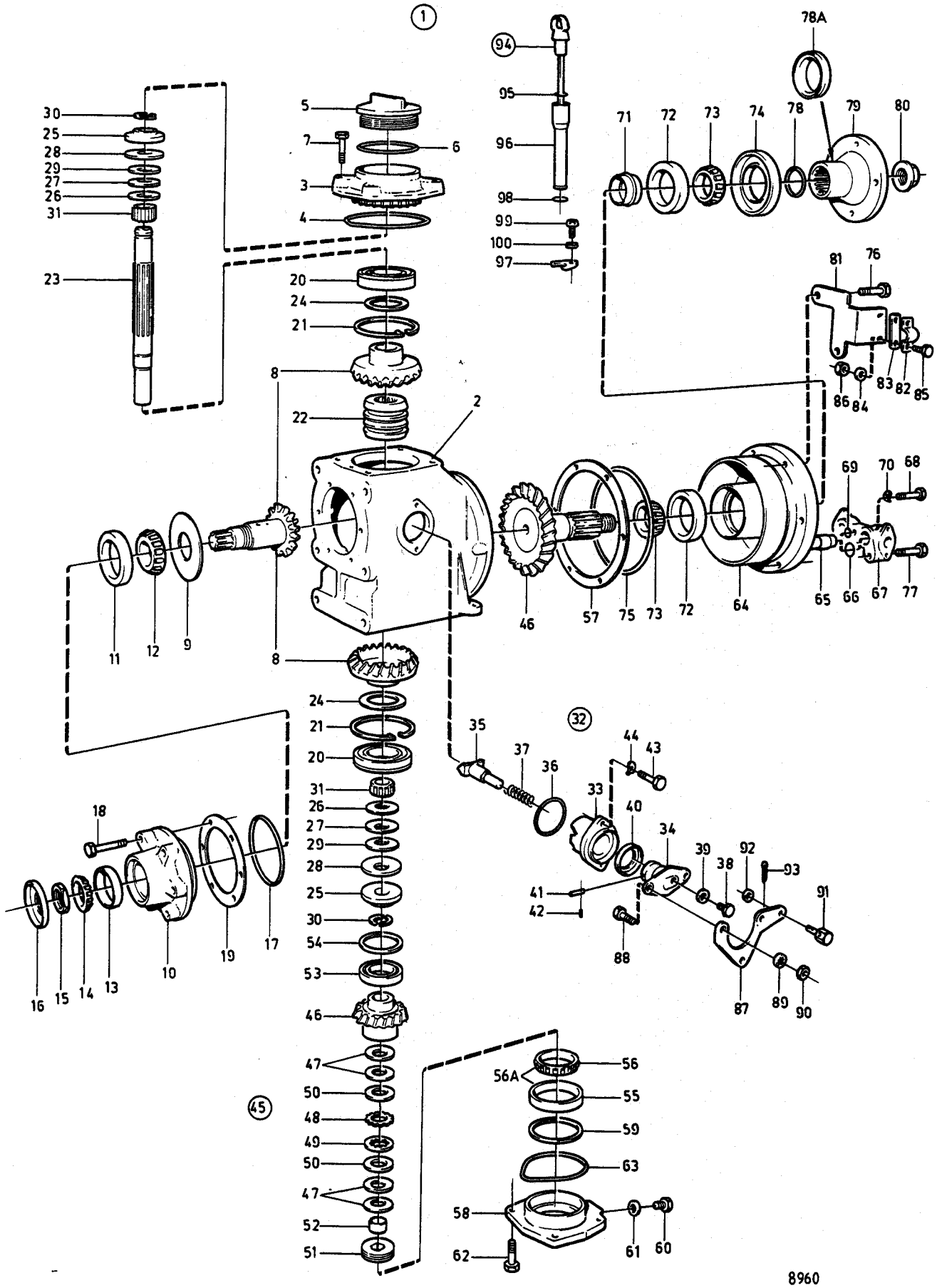
1
94
95
96
98
99
100
97
78A
71
72
73
74
78
79
80
81
76
83
82
85
86
84
30
25
28
29
27
26
31
23
5
7
6
3
4
20
24
21
8
22
2
11
12
9
46
57
75
73
72
64
65
66
67
77
69
70
68
24
21
20
31
26
27
29
28
25
30
54
53
46
47
50
48
49
50
47
52
51
18
16
15
14
13
10
19
17
32
35
37
36
44
43
33
40
34
39
38
92
93
91
41
42
88
87
89
90
45
56A
56
55
59
63
58
62
61
60
8960

Sida / Page 4 | Grupp / Group 4b | Backslag MS2B–R / Reverse gear MS2B–R | GEM | Illustration 8960 1993–04

Pos Fig	Antal/Quantity				Artikel nr Part No	Benämning	Description	Sats Kit	BPSR	Anmärkning Notes
40	1	1	1	1	958838-5	••O–ring	••O–ring	S		
41	1	1	1	1	942871-5	••Pinne	••Pin			
42	1	1	1	1	951924-0	••Spännstift	••Tension pin			
43	2	2	2	2	955296-9	•Skruv	•Screw			
44	2	2	2	2	941907-8	•Fjädrande bricka	•Resilient washer			
45	1	1	–	–	852319-3	•Kugghjulssats	•Set of gears			UTV 2,37:1
	–	–	1	1	852438-1	•Kugghjulssats	•Set of gears			UTV 3,02:1
46	2	2	–	–		••Kugghjul	••Gear		8	
	–	–	2	2		••Kugghjul	••Gear		8	
47	4	4	4	4		••Brickfjäder	••Cup spring		8	
48	18	18	18	18		••Ytterlamell	••Outer disc		8	
49	17	17	17	17		••Innerlamell	••Inner disc		8	
50	2	2	2	2		••Tryckbricka	••Thrust washer		8	
51	1	1	1	1		••Justerskruv	••Adjusting screw		8	
52	1	1	1	1		••Bussning	••Bushing		8	
53	1	1	1	1	183518-0	•Lager	•Bearing			
54	ERF	ERF	ERF	ERF	851705-4	•Justerbricka	•Shim			TJ=0,10 MM
	ERF	ERF	ERF	ERF	851706-2	•Justerbricka	•Shim			TJ=0,15 MM
	ERF	ERF	ERF	ERF	851707-0	•Justerbricka	•Shim			TJ=0,35 MM
55	1	–	1	–	181662-8	•Ytterring	•Outer rage		8	ERS AV 183842
56	1	–	1	–	181305-4	•Innerring	•Inner ring		8	ERS AV 183842
56a	1	1	1	1	183842-4	•Rullager	•Roller bearing			KOMPL. LAGER/BEARING
57	ERF	ERF	ERF	ERF	851702-1	•Justerbricka	•Shim			TJ=0,10 MM
	ERF	ERF	ERF	ERF	851703-9	•Justerbricka	•Shim			TJ=0,15 MM
	ERF	ERF	ERF	ERF	851704-7	•Justerbricka	•Shim			TJ=0,35 MM
58	1	1	1	1	851444-0	•Lagerlock	•Bearing cover			
59	ERF	ERF	ERF	ERF	87655-7	•Justerbricka	•Shim			TJ=0,10 MM
	ERF	ERF	ERF	ERF	191840-8	•Justerbricka	•Shim			TJ=0,15 MM
	ERF	ERF	ERF	ERF	87654-0	•Justerbricka	•Shim			TJ=0,35 MM
60	1	1	1	1	960629-4	•Propp	•Plug			
61	1	1	1	1	947084-0	•Packning	•Gasket	S		
62	4	4	4	4	946671-5	•Skruv	•Screw			
63	1	1	1	1	925256-0	•O–ring	•O–ring	S		
64	1	1	1	1	851445-7	•Lagerhus	•Housing			
65	1	1	1	1	852163-5	•Oljekylare	•Oil cooler			FÖR/FOR 852715,852716, 872802,872803
	1	1	1	1	852159-3	•Oljekylare	•Oil cooler			FÖR/FOR 852730,852731, 872829,872830
66	2	2	2	2	943309-5	•O–ring	•O–ring	S		
67	1	1	1	1	852733-5	•Röranslutning	•Pipe connection			
68	1	1	1	1	955279-5	•Skruv	•Screw			L=55 MM
69	1	1	1	1	949750-4	•O–ring	•O–ring	S		
70	1	1	1	1	941906-0	•Fjädrande bricka	•Resilient washer			
71	1	1	1	1	851974-6	•Spännhylsa	•Sleeve			
72	2	2	2	2	181302-1	•Ytterring	•Outer rage			
73	2	2	2	2	181301-3	•Innerring	•Inner ring			
74	1	1	1	1	852528-9	•Tätningsring	•Seal ring	S		
75	1	1	1	1	925262-8	•O–ring	•O–ring	S		
76	2	2	2	2	946470-2	•Skruv	•Screw			L=35 MM
	2	2	2	2	947760-5	•Skruv	•Screw			L=40 MM
77	2	2	2	2	965180-3	•Skruv	•Screw			L=60 MM
78	1	1	1	1	925062-2	•O–ring	•O–ring	S		
78a	1	1	1	1	944138-7	•Tätningsring	•Seal ring	S		
79	1	1	1	1	852076-9	•Medbringare	•Carrier			
80	1	1	1	1	947855-3	•Mutter	•Nut			
81	1	1	1	1	852168-4	•Konsol	•Bracket			
82	1	1	1	1	819067-0	•Bygel	•Brace			
83	1	1	1	1	819068-8	•Bricka	•Washer			
84	2	2	2	2	940090-4	•Bricka	•Washer			
85	2	2	2	2	955246-4	•Skruv	•Screw			
86	2	2	2	2	946577-4	•Låsmutter	•Lock nut			
87	1	1	1	1	852363-1	•Hävarm	•Lever			
88	2	2	2	2	955270-4	•Skruv	•Screw			

Sida Page	Grupp Group	Backslag MS2B–R	Reverse gear MS2B–R	Illustration	02
6	4b	GEM		8960 1993–04	

Pos Fig	Antal/Quantity				Artikel nr Part No	Benämning	Description	Sats Kit	B P S R	Anmärkning Notes
89	2	2	2	2	955948-5	•Låsbricka	•Washer			
90	2	2	2	2	955781-0	•Mutter	•Nut			
91	1	1	1	1	833462-5	•Reglagekabeltärning	•Control cube			
92	1	1	1	1	955892-5	•Bricka	•Washer			
93	1	1	1	1	17276-7	•Saxpinne	•Cotter pin			
94	1	–	1	–	852314-4	•Oljemätsticka	•Oil dipstick			L=157 MM
	–	1	–	1	852915-8	•Oljemätsticka	•Oil dipstick			L=112 MM
95	1	1	1	1	925054-9	••O–ring	••O–ring			
96	1	–	1	–	852228-6	•Rör	•Pipe			
	–	1	–	1	852916-6	•Rör	•Pipe			
97	1	1	1	1	852229-4	•Överfall	•Cap			
98	1	1	1	1	925055-6	•O–ring	•O–ring			
99	1	1	1	1	956063-2	•Skruv	•Screw			
100	1	1	1	1	955891-7	•Bricka	•Washer			
	1	1	1	1	875704-9	Packningssats	Gasket kit			SE GRUPP 10A

? av Pase 6?

Sida Page	Grupp Group		Illustration
2	9	Färskvattenkylning och varmvattenuttag / Fresh–water cooling and hot water outlet 2002,2003	10142 1993–04

Pos Fig	Antal/Quantity				Artikel nr Part No	Benämning	Description	Sats Kit	B P S R	Anmärkning Notes
1	1	–	–	–	840770-2	Värmeväxlarsats	Heat exchanger kit		8	ERS AV 859388
2	1	–	–	–	860358-1	.Cirkulationspump	.Circulation pump			(840710)
3	1	–	–	–		..Hus	..Housing		8	
4	1	–	–	–		..Lagerhus	..Bearing housing		8	
5	1	–	–	–	840711-6	..Konsol	..Bracket			
6	1	–	–	–		..Remskiva	..Pulley		8	
7	3	–	–	–	955276-1	..Skruv	..Screw			L=35MM
8	1	–	–	–	949246-3	..Propp	..Plug			
9	1	–	–	–		..Pumphjul	..Pump wheel	S	8	342)
10	1	–	–	–	840795-9	..Packning	..Gasket	S		342)
11	1	–	–	–		..Pumptätning	..Pump sealing	S	8	342)
12	1	–	–	–		..Lager	..Bearing	S	8	342)
13	3	–	–	–	418411-5	.Tätningsring	.Seal ring	S		342)
14	1	–	–	–	966906-0	.Drivrem	.Drive belt			(958306)
15	1	–	–	–	955305-8	.Skruv	.Screw			L=75MM
16	1	–	–	–	418445-3	.Tätningsring	.Seal ring			
17	1	–	–	–	840737-1	.Kylvattenrör	.Cooling water pipe			
18	1	–	–	–	840907-0	.Slanganslutning	.Hose connection			
19	1	–	–	–	418411-5	.Tätningsring	.Seal ring			
20	1	–	–	–	840739-7	.Kylvattenrör	.Cooling water pipe			
21	1	–	–	–	418411-5	.Tätningsring	.Seal ring			
22	1	–	–	–	840729-8	.Kylvattenrör	.Cooling water pipe			
23	1	–	–	–	840741-3	.Värmeväxlare	.Heat exchanger		8	284)
24	1	–	–	–		..Hus	..Housing		8	
25	1	–	–	–	829972-9	..Packning	..Gasket			
26	1	–	–	–	829988-5	..Gavel	..Cover			
27	1	–	–	–	829989-3	..Packning	..Gasket			
28	1	–	–	–	840745-4	..Gavel	..Cover			
29	1	–	–	–	829991-9	..Stång	..Rod			
30	1	–	–	–	840746-2	..Överfall	..Cap			
31	2	–	–	–	941906-0	..Fjädrande bricka	..Resilient washer			
32	2	–	–	–	963105-2	..Mutter	..Nut			
33	1	–	–	–	191026-4	..Propp	..Plug			
34	1	–	–	–	829714-5	.Tätning	.Seal			
35	1	–	–	–	840724-9	.Kylvattenrör	.Cooling water pipe			
36	2	–	–	–	843075-3	.Distanshylsa	.Spacer sleeve			
37	2	–	–	–	955297-7	.Skruv	.Screw			
38	2	–	–	–	418411-5	.Tätningsring	.Seal ring			
39	1	–	–	–	840731-4	.Kylvattenrör	.Cooling water pipe			
40	1	–	–	–	829714-5	.Tätning	.Seal			
41	1	–	–	–	418445-3	.Tätningsring	.Seal ring			
42	1	–	–	–	840735-5	.Kylvattenrör	.Cooling water pipe			MD2002
	1	–	–	–	840736-3	.Kylvattenrör	.Cooling water pipe			MD2003
43	1	–	–	–	875795-7	.Termostat	.Thermostat			74°C
44	1	–	–	–	416033-9	..Tätningsring	..Seal ring	S		
45	1	–	–	–	418445-3	.Tätningsring	.Seal ring			
46	2	–	–	–	840797-5	.Plugg	.Plug			
47	2	–	–	–	943194-1	.Bricka	.Washer			
48	1	–	–	–	840676-1	.Rörklamma	.Clamp			
49	1	–	–	–	1276040-1	.Expansionstank	.Expansion tank			
50	1	–	–	–	844624-7	.Tryckkock	.Pressure cap			
51	2	–	–	–	961666-5	.Slangklamma	.Hose clamp			
52	ERF	–	–	–	943369-9	.Slang	.Hose			343)L=1700 MM
53	1	–	–	–	840712-4	.Konsol	.Bracket			
54	1	–	–	–	858295-9	.Fäste	.Attachment			(840888)
55	1	–	–	–	840828-8	.Klammer	.Clamp			
56	1	–	–	–	955269-6	.Skruv	.Screw			

284. Ersatt av värmeväxlare 859360 och monteringssats 859387 Replaced by heat exchanger 859360 and mounting kit 859387

342. Ingår i reparationssats 876270 för cirkulationspump 840710 och 860358. Included in repair kit 876270 for circulation pump 840710 and 860358.

343. Slanglängden gäller skottmonterad expansionstank. Hose lenght refers to bulk head mounted expansion tank.

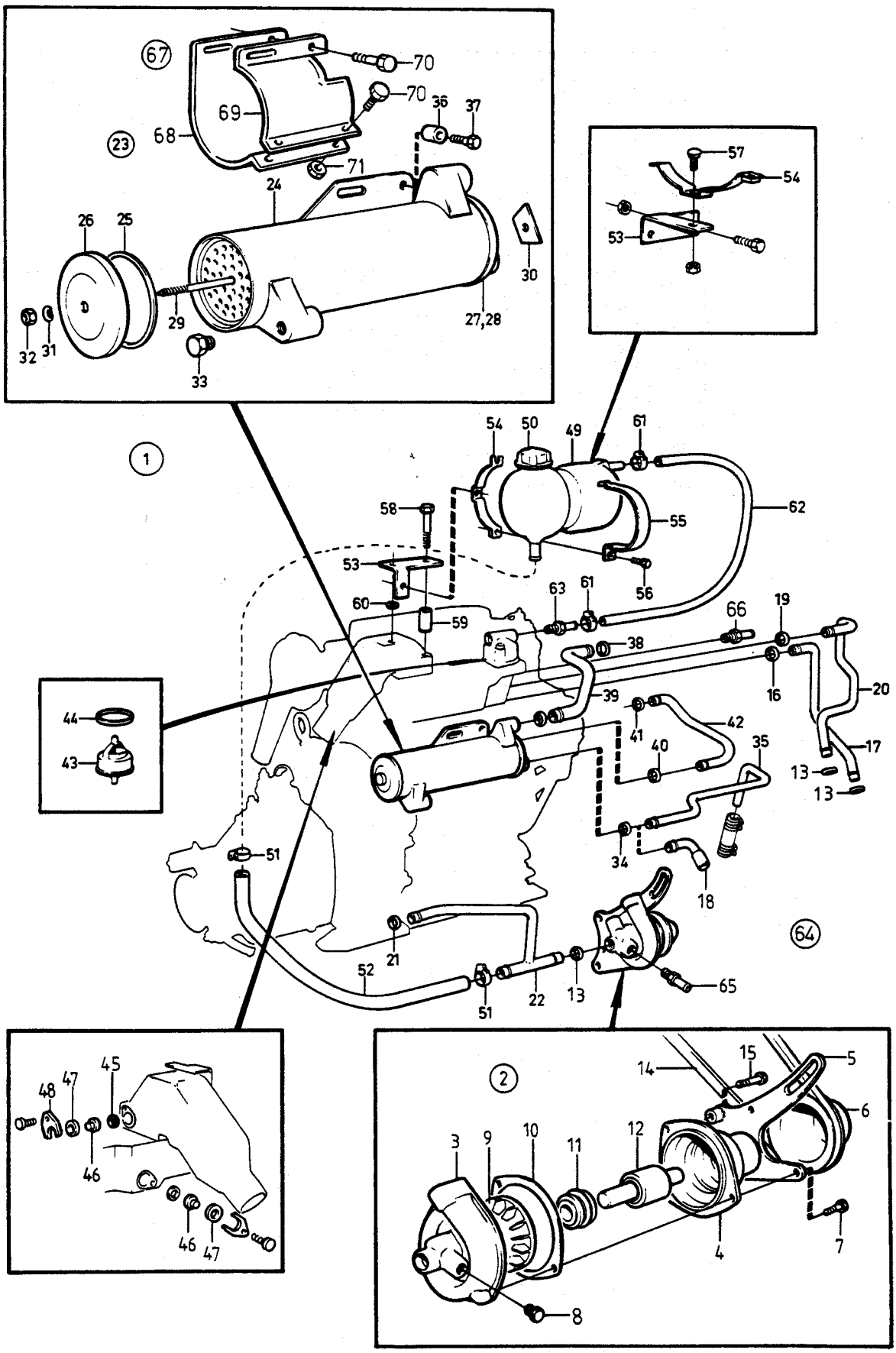
67
70
70
69
36
37
68
23
71
24
26
25
30
29
27,28
32
31
33
57
54
53
1
54
50
49
61
58
62
55
53
56
60
63
61
59
66
19
38
16
20
39
41
42
40
35
17
13
13
44
43
51
34
18
64
52
21
22
13
51
65
48
47
45
46
46
47
2
14
15
5
6
3
9
10
11
12
4
7
8

10142

Sida Page	Grupp Group		Illustration
4	9	Färskvattenkylning och varmvattenuttag 2002,2003 / Fresh–water cooling and hot water outlet	10142 1993–04

Pos Fig	Antal/Quantity				Artikel nr Part No	Benämning	Description	Sats Kit	B P S R	Anmärkning Notes
57	1	–	–	–	965622-4	•Skruv	•Screw			
58	2	–	–	–	955306-6	•Skruv	•Screw			
59	1	–	–	–	833243-9	•Distanshylsa	•Spacer sleeve			
60	1	–	–	–	955894-1	•Bricka	•Washer			
61	2	–	–	–	961662-4	•Klammer	•Clamp			
62	ERF	–	–	–	942700-6	•Slang	•Hose			343)L=1500 MM
63	1	–	–	–	858185-2	•Slangkoppling	•Hose connection			(829917)
64	1	–	–	–	858523-4	Varmvattenuttag	Heather outlet			
65	1	–	–	–	961653-3	•Nippel	•Nipple			
66	1	–	–	–	961654-1	•Nippel	•Nipple			
67	1	–	–	–	859387-3	Monteringssats	Mounting kit			
68	1	–	–	–	859363-4	•Konsol	•Bracket			
69	1	–	–	–	859095-2	•Konsol	•Bracket			
70	4	–	–	–	946173-2	•Skruv	•Screw			
71	2	–	–	–	968862-3	•Mutter	•Nut			(945408)
	1	–	–	–	876270-0	Rep.sats,cirk.pump	Rep. kit,circ. pump			(876152)

343. Slanglängden gäller skottmonterad expansionstank. Hose lenght refers to bulk head mounted expansion tank.